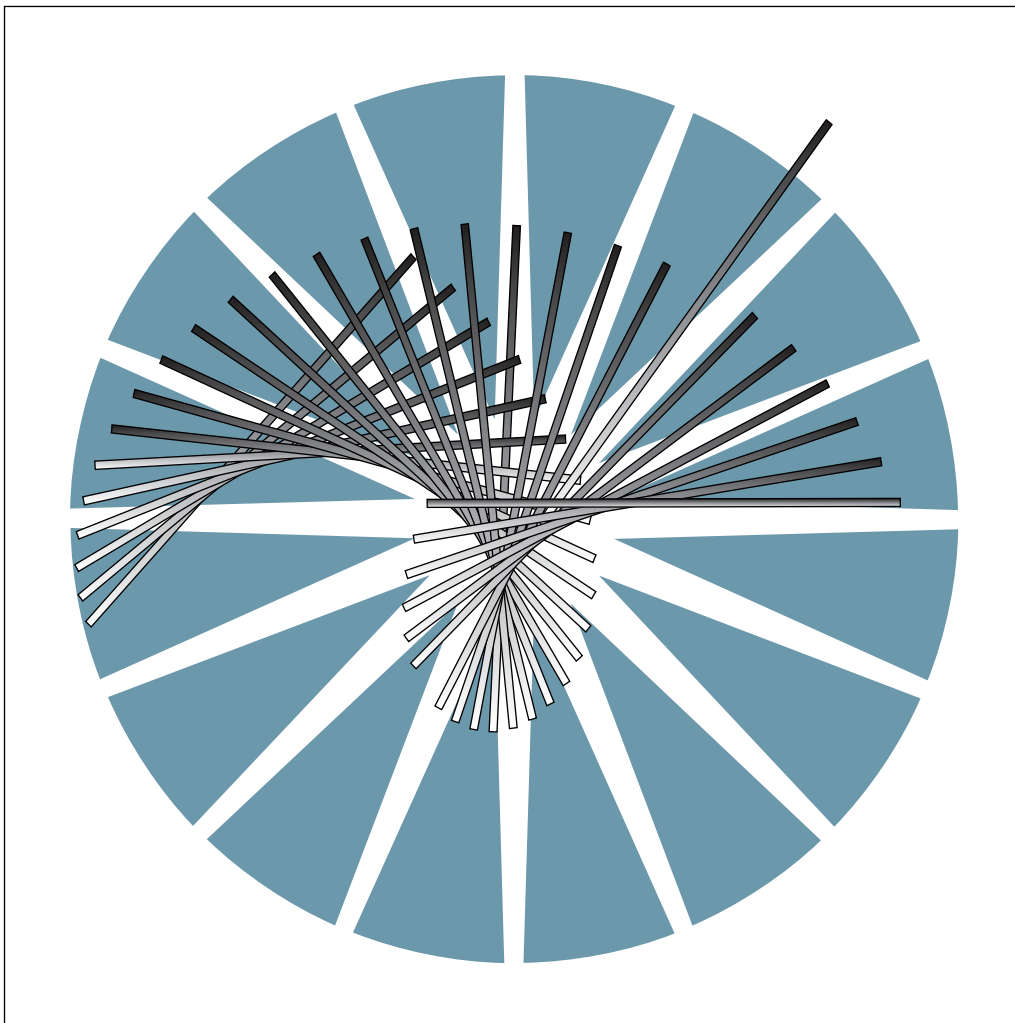


IBM 3745 Communication Controller
Models 210 to 61A



Parts Catalog



IBM 3745 Communication Controller
Models 210 to 61A



Parts Catalog

Note!

Before using this information and the product it supports, be sure to read the general information under "Notices" on page v.

Fifth Edition (June 1993)

The information contained in this manual is subject to change from time to time. Any such changes will be reported in subsequent revisions. Changes have been made throughout this edition, and this manual should be read in its entirety.

Order publications through your IBM representative or the IBM branch office serving your locality. Publications are not stocked at the address given below.

A form for readers' comments appears at the back of this publication. If the form has been removed, address your comments to:

IBM France
Centre d'Etudes et Recherches
Service 0798 BP 79
06610 La Gaude
France

- FAX: (33) 93.24.77.97
- EMAIL: FRIBMFGP at IBMMAIL
- IBM Internal Use: LGERCF at LGEPROFS

When you send information to IBM, you grant IBM a non-exclusive right to use or distribute the information in any way it believes appropriate without incurring any obligation to you.

© **Copyright International Business Machines Corporation 1988, 1993. All rights reserved.**

Note to U.S. Government Users — Documentation related to restricted rights — Use, duplication or disclosure is subject to restrictions set forth in GSA ADP Schedule Contract with IBM Corp.

Contents

Notices	v
How to Use this Parts Catalog	vi
Glossary	vii
Master Visual Index	viii
Visual Index 1: Frame 01, Base Frame, Front View	ix
Visual Index 2: Frame 02, Model A11, Front View	x
Visual Index 3: Frames 02 and 03, Models A11 and A12, Rear View	xi
Visual Index 4: Frames 04, 05 and 06, Models L13, L14 and L15, Rear View	xii
Catalog Section	1
Assembly 1: Frame and Cover Assembly (Part 1 of 2)	2
Assembly 2: Frame and Cover Assembly (Part 2 of 2)	4
Assembly 3: Frame 01: Final Assembly (Part 1 of 6), Rear View	6
Assembly 4: Frame 01: Final Assembly (Part 2 of 6), Front View	8
Assembly 5: Frame 01: Final Assembly (Part 3 of 6), Front View	10
Assembly 6: Frame 01: Final Assembly (Part 4 of 6), Front View	12
Assembly 7: Frame 01: Final Assembly (Part 5 of 6), Rear View	14
Assembly 8: Frame 01: Final Asm (Part 6 of 6), Models 310 and 610, Rear View	16
Assembly 9: Frame 01: Control Panel Assembly	18
Assembly 10: Frame 01: Primary Power Box Assembly (Part 1 of 3)	20
Assembly 11: Frame 01: Primary Power Box Assembly (Part 2 of 3)	22
Assembly 12: Frame 01: Primary Power Box Assembly (Part 3 of 3)	24
Assembly 13: Frame 01, CP Plate Assembly	26
Assembly 14: Rack Channel Assembly	28
Assembly 15: Rack Scanner Assembly	30
Assembly 16: Frame 01: CCU Asm, Models 210, 21A, 410, and 41A (Part 1 of 2)	32
Assembly 17: Frame 01: CCU Asm, Models 210, 21A, 410, and 41A (Part 2 of 2)	34
Assembly 18: Frame 01: CCU Asm, Models 310, 31A, 610, and 61A (Part 1 of 2)	36
Assembly 19: Frame 01: CCU Asm, Models 310, 31A, 610, and 61A (Part 2 of 2)	38
Assembly 20: LIC Units Assembly	40
Assembly 21: Frame 01: MOSS Board Assembly	42
Assembly 22: Frame 01, Convenience Outlet Assembly	44
Assembly 23: Frame 02: Final Assembly (Part 1 of 3), Front View	46
Assembly 24: Frame 02: Final Assembly (Part 2 of 3), Rear View	48
Assembly 25: Frame 02: Final Assembly (Part 3 of 3), Front View	50
Assembly 26: Frame 03: Final Assembly, Rear View	52
Assembly 27: Frames 04, 05 and 06: Final Assembly (Part 1 of 2), Front View	54
Assembly 28: Frames 04, 05 and 06: Final Assembly (Part 2 of 2), Rear View	56
Assembly 29: Card Hardware Mountings	58
Assembly 30: Miscellaneous Hardware Components	60
Assembly 31: When 3746 Model 900 is Present	62
Part Number Index	65

Notices

References in this publication to IBM products, programs or services do not imply that IBM intends to make these available in all countries in which IBM operates. Any reference to an IBM product, program, or service is not intended to state or imply that only IBM's product, program, or service may be used. Any functionally equivalent product, program, or service that does not infringe any of IBM's intellectual property rights may be used instead of the IBM product, program, or service. Evaluation and verification of operation in conjunction with other products, except those expressly designated by IBM, is the user's responsibility.

IBM may have patents or pending patent applications covering subject matter in this document. The furnishing of this document does not give you any license to these patents. You can send license inquiries, in writing, to the IBM Director of Commercial Relations, IBM Corporation, Purchase, NY 10577, U.S.A.

How to Use this Parts Catalog

HOW TO FIND PART INFORMATION

WHEN ASSEMBLY LOCATION IS KNOWN



PERFORM STEPS

(A) **(B)** **(D)**

WHEN ASSEMBLY NAME IS KNOWN



PERFORM STEPS

(B) **(C)** **(D)**

WHEN PART NUMBER IS KNOWN



PERFORM STEPS

(E) **(F)** **(G)**

(A) Turn to the visual index then locate, by illustration, the assembly containing the part.

PART NUMBER	ASM INDEX	PAGE	PART NUMBER	ASM INDEX	PAGE	PART NUMBER	ASM INDEX	PAGE
000250	10-20	10	500250	10-20	10	900250	10-20	10
000251	10-21	10	500251	10-21	10	900251	10-21	10
000252	10-23	10	500252	10-23	10	900252	10-23	10
100255	20-21	15	540255	20-21	15	900255	20-21	15
100256	20-20	10	550256	20-20	10	900256	20-21	15
100257	20-24	17	560257	20-24	17			
100258	30-27	10	500258	30-27	10			
100270	13-25	15	500270	13-25	15			
100280	19-24	18	500280	19-24	18			
100281	19-26	18	500281	19-26	18			
100282	19-29	18	500282	19-29	18			
100283	19-28	18	500283	19-28	18			
100284	19-28	17	500284	19-28	17			
100285	17-28	17						
300600	13-25	15						
200250	15-28	18	700250	15-28	18			
210250	17-28	18	700250	17-28	18			
220250	17-28	18	700250	17-28	18			
230250	18-27	18	700250	18-27	18			
240250	18-28	17	800250	18-28	17			
250250	13-25	15	800250	13-25	15			
			900250	15-28	18			
			14-23	12				
			17-28	17				

(B) Turn to the page for that assembly, then locate the part visually.

(C) Turn to the contents page, then locate, by name, the assembly containing the part.

ASM INDEX	PART NUMBER	UNITS	DESCRIPTION
8	639817	REF	CONTROL PANEL ASM
-5			
-9	6406228	2	• Knob
-13	639843	2	
-14	907180	1	HOUSING BRACKET
-16	132290		
-20			
-21	4635723	1	• Frame ASM For details breakdown see ASM 3

(E) Turn to the part number index, then note the ASM and index number given for that part number.

(F) Turn to the ASM number given, then find the index number on the illustration.

(G) Find the corresponding index number in the accompanying listing to obtain the description and quantity of the part.

(D) Using the part number index shown with the part, refer to the accompanying listing to obtain the part number, description, and quantity.

NOTE:
If the desired item is part of a subassembly not broken down within that ASM, refer to the ASM assigned to the subassembly; locate the part visually; and obtain the part number description, and quantity from the accompanying listing.

Glossary

① **NONE** When this notation appears in the Part Number column, it denotes a part or group of parts that have not been assigned a part number. The part number of cards and boards is not given because it is subject to frequent changes.

② **NR** this notation in the Units column denotes a part not recommended for field replacement.

③ **AR** this notation in the Units column indicates that the quantity is as required.

④ **SIMILAR ASSEMBLIES** If two or more assemblies contain a majority of identical parts, they are combined in the same listing. Parts common to assemblies are illustrated and listed by one index number.

Parts specific to one or the other of the assemblies are listed separately and identified either in the description of the part, or

⑤ **REF** this notation in the Units column indicates that the listing of the assembly is repeated and reference should be made to its previous listing for the quantity required.

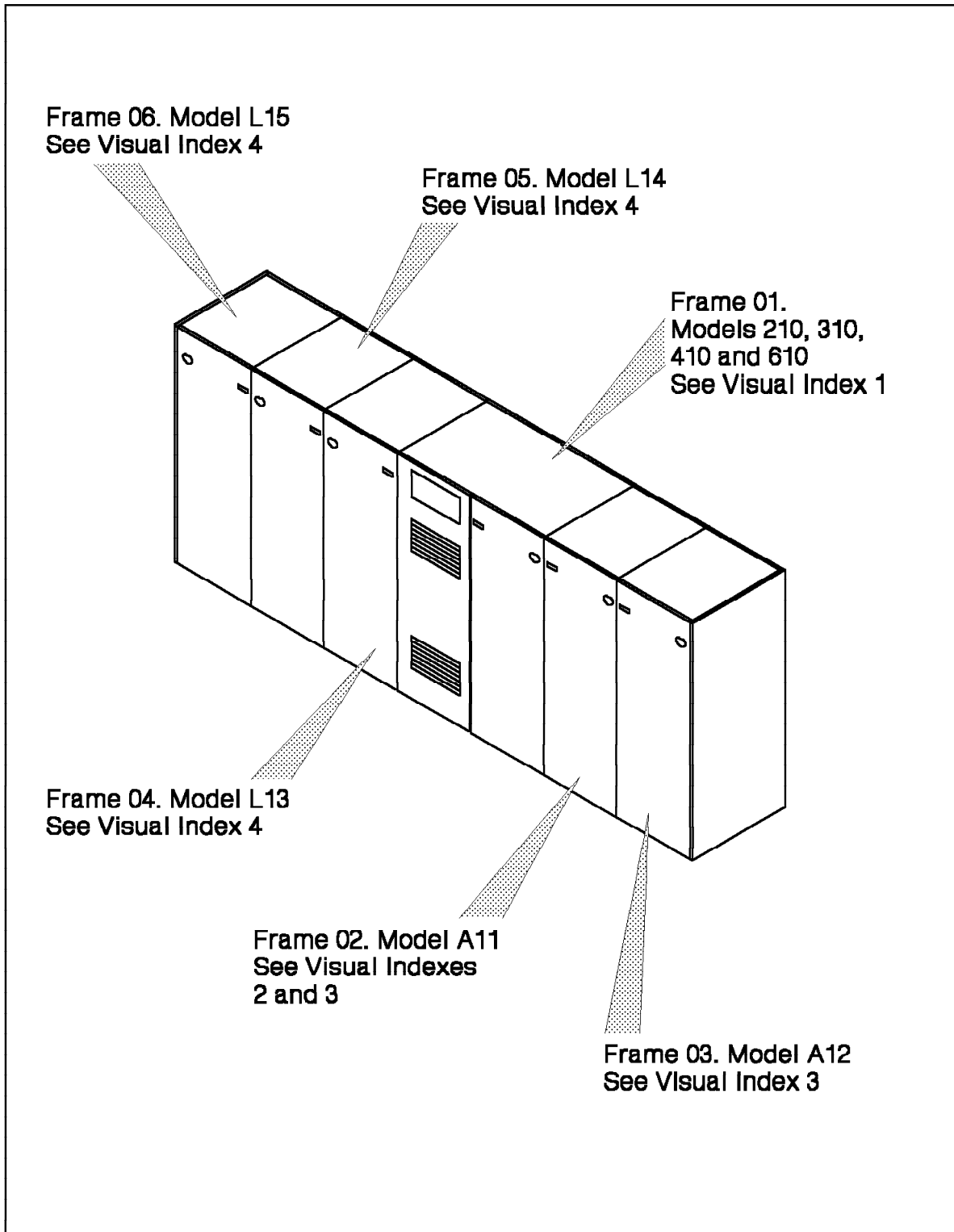
⑥ **INDENTATION** the indentation of items in the Description column of the table below shows the relationship between assemblies, subassemblies and detail parts. For example:

Not dot		MAIN ASSEMBLY
One dot	●	Detail parts of main ASM
One dot	●	Assembly within main ASM
Two dots	● ●	Detail part of 1 dot ASM
Two dots	● ●	Assembly within 1 dot ASM
Three dots	● ● ●	Detail parts of 2 dot ASM

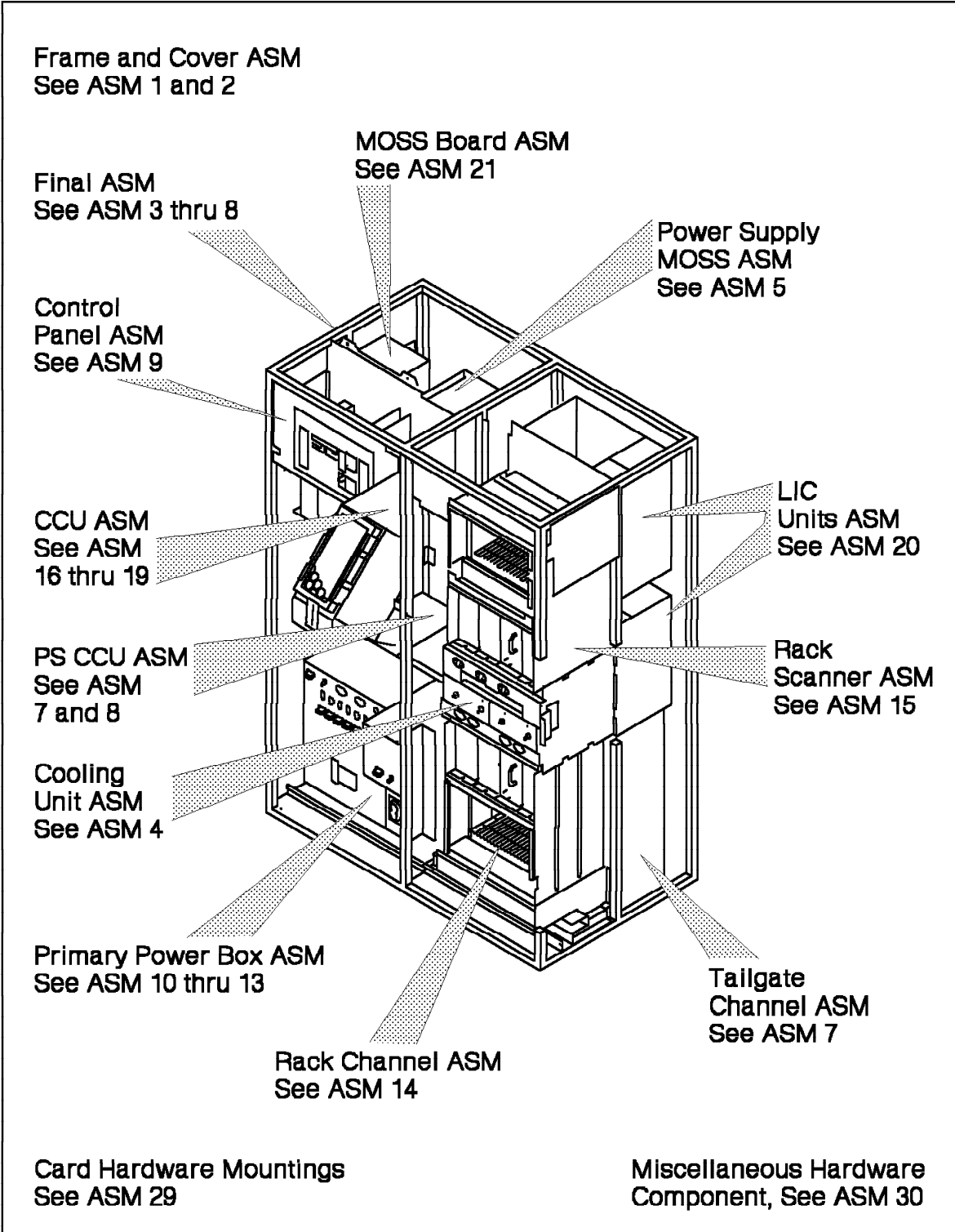
Asm-Index	Part Number	Units	Description
8-	NONE	REF	Final Assembly
-1	1501460	1	● Disk Drive ASM
-2	6426882	1	● Bracket
-3	10170	4	● Screw, Slot Bind HD-6/32 X 0.250 LG
-4	NONE	1	● Power Attachment Cord
-5	6398770	8	● Modular Dummy
-6	6398942	1	● Overlay-English
-6	6427178	1	● Overlay-French
-6	6427181	1	● Overlay-Portuguese
-6	6428182	1	● Overlay-Spanish
-7	6398936	NR	● Cover
-8	1621197	AR	● Screw, Pan HD-M4 X 6 LG

Diagram annotations: Arrows point from circled numbers 1-6 to specific cells in the table. 1 points to Part Number 'NONE' in row -4. 2 points to Units '1' in row -6. 3 points to Units 'AR' in row -8. 4 points to Asm-Index '-6' for rows 6427178, 6427181, and 6428182. 5 points to Units '1' in row -1. 6 points to the description 'For detail breakdown See Assembly 9' in row -5.

Master Visual Index



Visual Index 1: Frame 01, Base Frame, Front View



Visual Index 2: Frame 02, Model A11, Front View

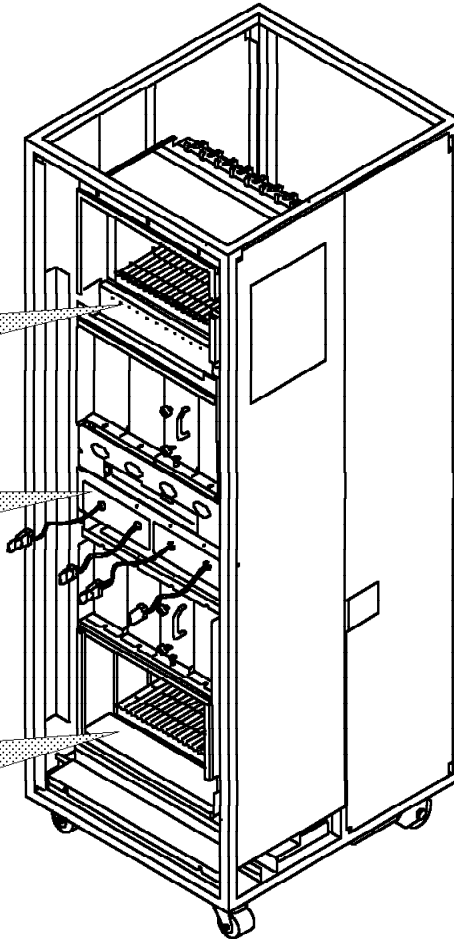
Frame and Cover ASM
See ASM 1 and 2

Final ASM
See ASM 23 thru 25

Rack Scanner ASM
See ASM 15

Cooling Unit ASM
See ASM 23

Rack Channel ASM
See ASM 14



Card Hardware Mountings
See ASM 29

Miscellaneous Hardware
Component, see ASM 30

Visual Index 3: Frames 02 and 03, Models A11 and A12, Rear View

Frame and Cover ASM
See ASM 1 and 2

Frame 02, Final ASM
See ASM 23 thru 25

Frame 03, Final ASM
See ASM 26

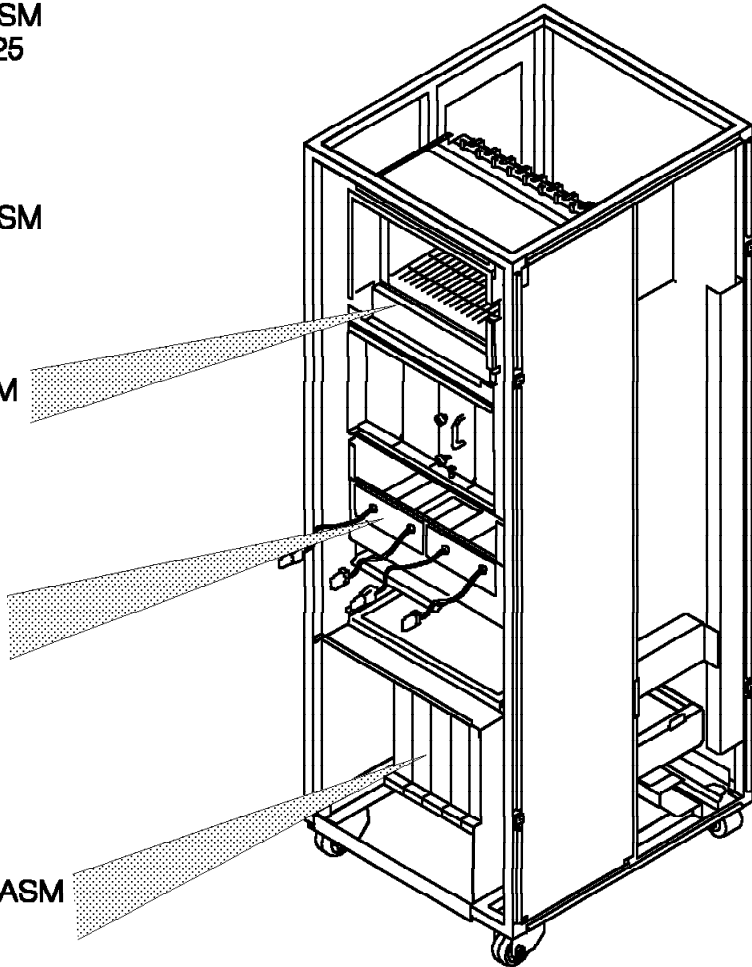
Rack Scanner ASM
See ASM 15

Cooling Unit ASM
See ASM 24

Tailgate Channel ASM
Frame 02 only
See ASM 24

Card Hardware Mountings
See ASM 29

Miscellaneous Hardware
Component, see ASM 30



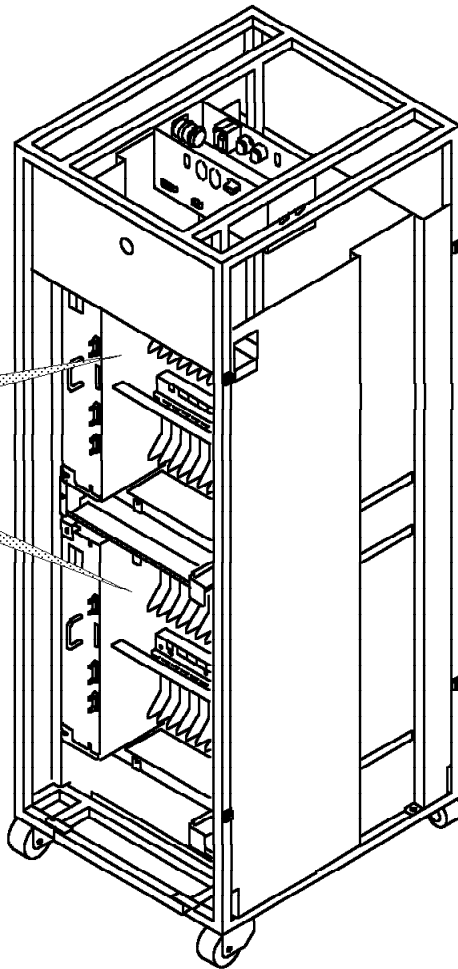
Visual Index 4: Frames 04, 05 and 06, Models L13, L14 and L15, Rear View

Front and Rear Views have the same Configuration

Frame and Cover ASM
See ASM 1 and 2

Final ASM
See ASM 27 and 28

LIC Units ASM
See ASM 18

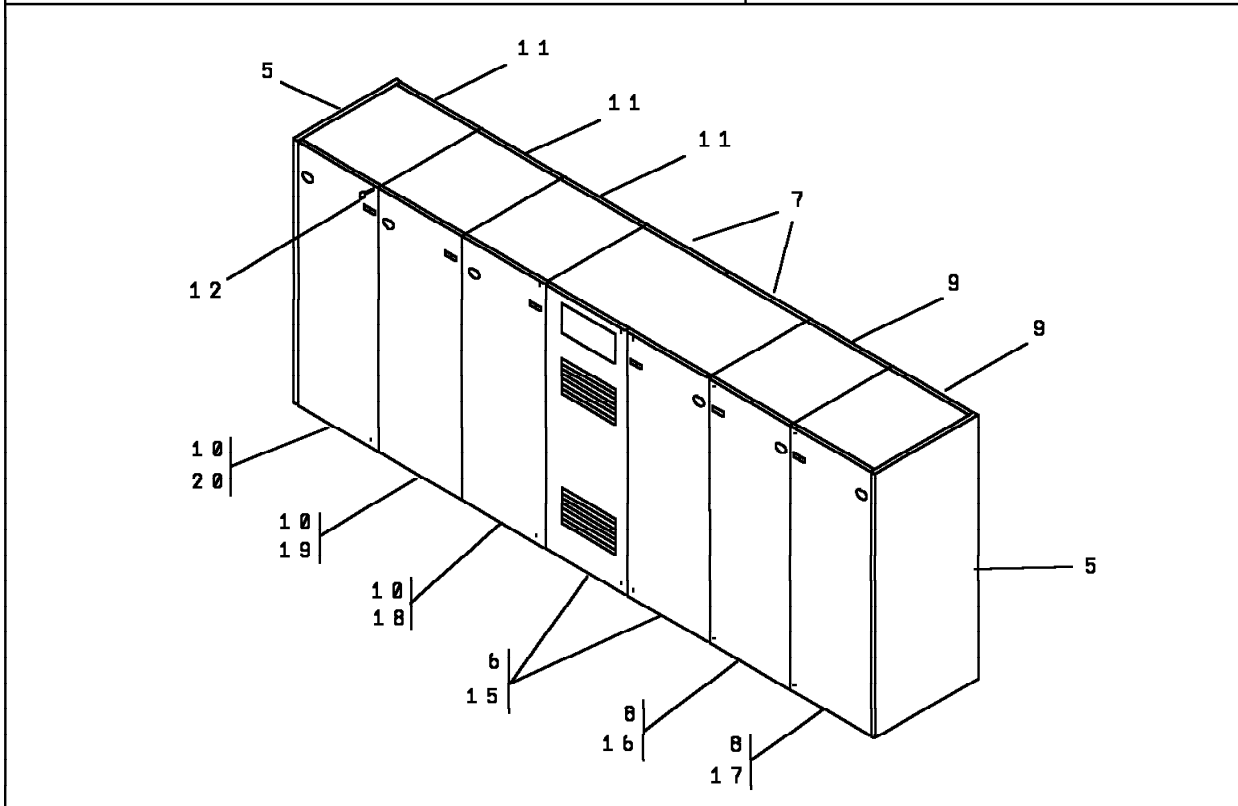
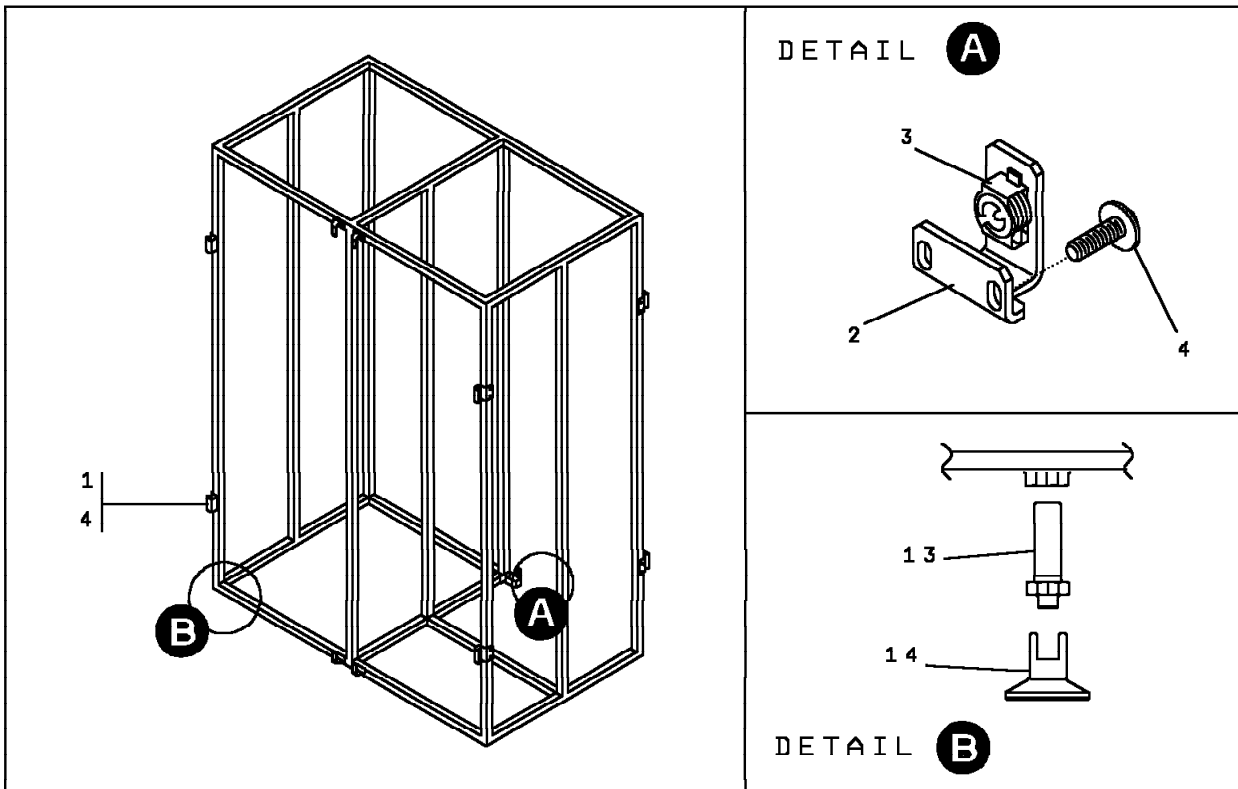


Card Hardware Mountings
See ASM 29

Miscellaneous Hardware
Component, See ASM 30

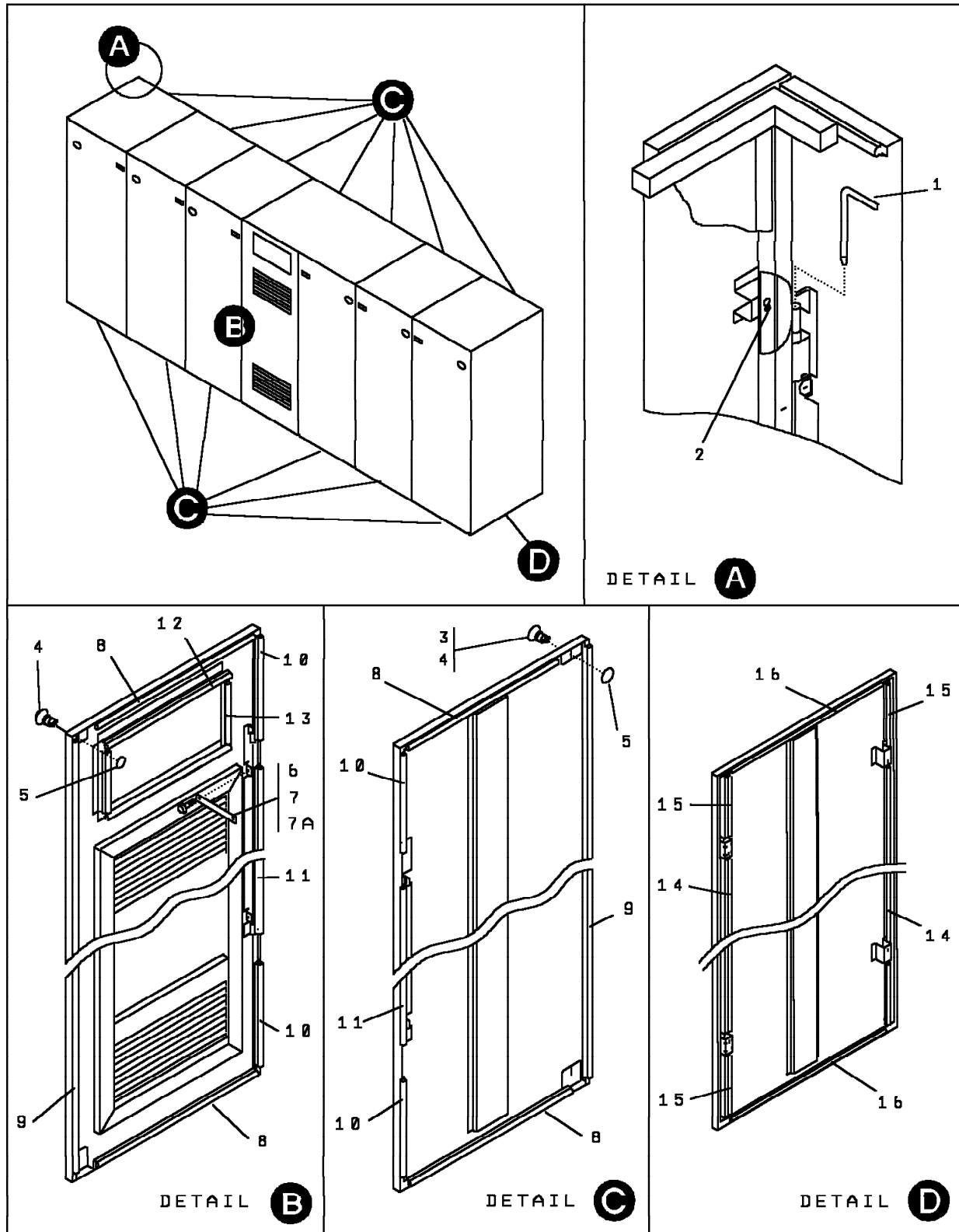
Catalog Section

Assembly 1: Frame and Cover Assembly (Part 1 of 2)



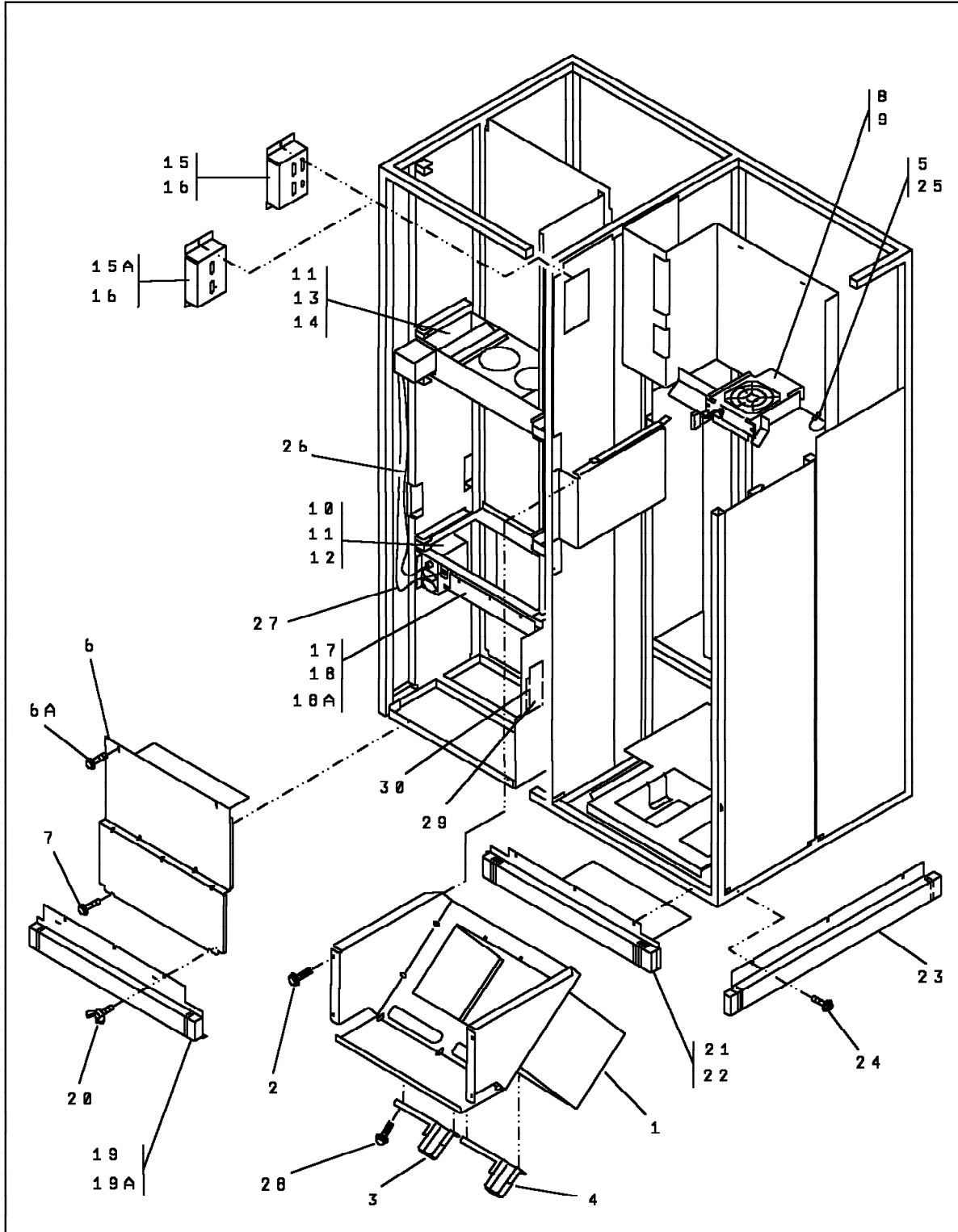
Asm- Index	Part Number	Units	Description
1-	NONE	REF	Frame and Cover Assembly (Part 1 of 2)
-1	6495763	AR	• Bracket
-2	6496007	AR	• Bracket
-3	6406241	AR	• Latch
-4	2665528	AR	• Screw,Thrd roll, Hex Wshr- M5 X 10 LG
-5	6495760	2	• End Cover Assembly
-6	58X9251	1	• Front Left and Right Covers Assembly, White
-7	58X9252	1	• Back Left and Right Covers Assembly, White
-8	6495753	2	• Front Right Cover Assembly, White
-9	6495754	2	• Back Left Cover Assembly, White
-10	58X9340	3	• Front Cover, White
-11	58X9339	3	• Back Cover, White
-12	1643894	2	• Cover Key
-13	03F7782	AR	• Leveler Stud
-14	03F7783	AR	• Leveler Foot
-15	03F7701	1	• Name Plate, Model 210
-15	71F9545	1	• Name Plate, Model 310
-15	03F7702	1	• Name Plate, Model 410
-15	71F9546	1	• Name Plate, Model 610
-16	03F7703	1	• Name Plate, Model A11
-17	03F7704	1	• Name Plate, Model A12
-18	03F7705	1	• Name Plate, Model L13
-19	03F7706	1	• Name Plate, Model L14
-20	26F0241	1	• Name Plate, Model L15

Assembly 2: Frame and Cover Assembly (Part 2 of 2)



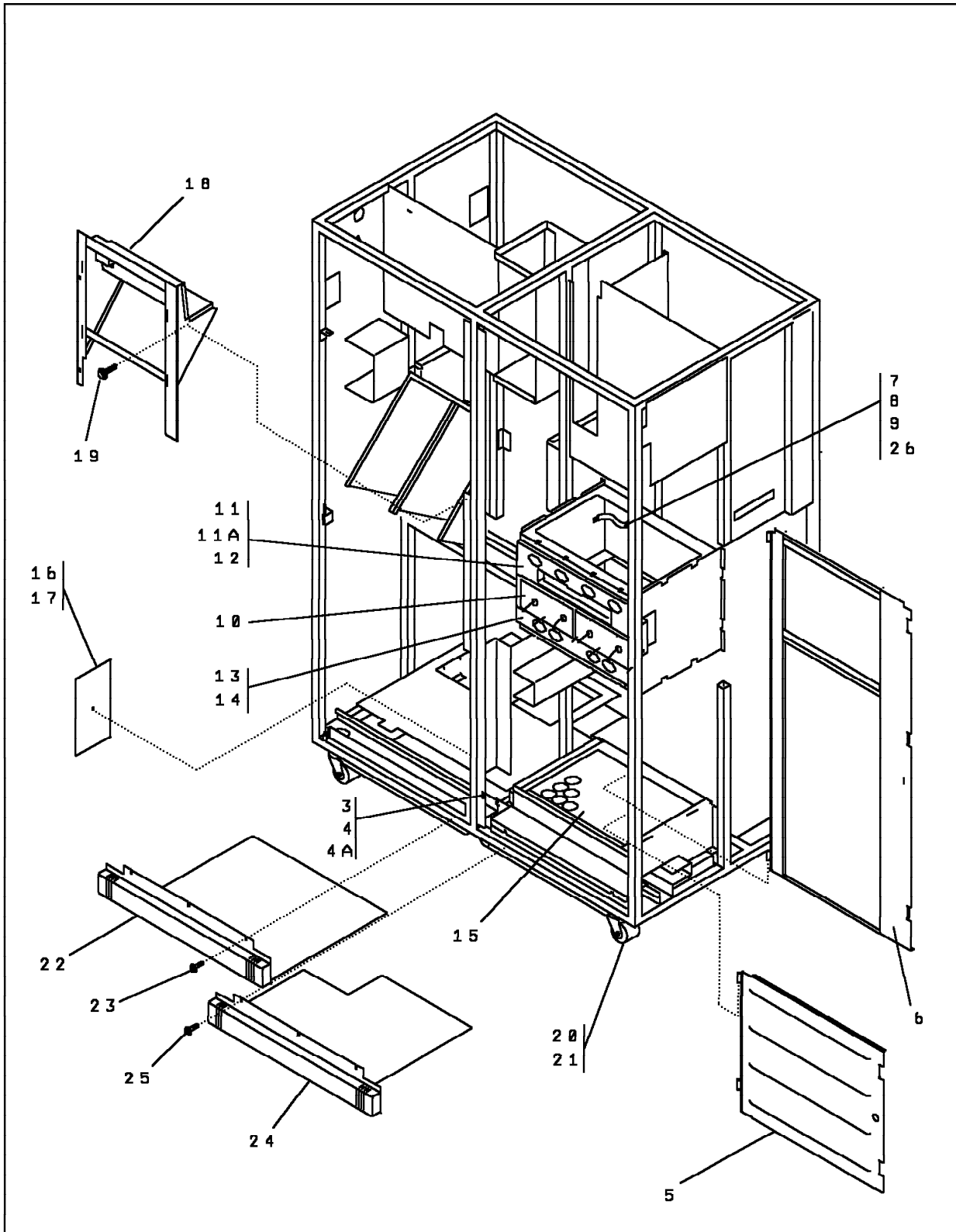
Asm- Index	Part Number	Units	Description
2-	NONE	REF	Frame and Cover Assembly (Part 2 of 2)
-1	6496006	AR	• Shaft
-2	2665525	AR	• Screw,Thread Rolling, Hex Wshr- M5 X 20 LG
-3	6406240	AR	• Stud Used only for Line Frame Covers and Base Frame Back Covers
-4	58X9250	AR	• Stud
-5	312575	AR	• Ring
-6	4802949	AR	• Jumper
-7	2665527	AR	• Screw,Thread Rolling, Hex Wshr- M4 X 10 LG
-7A	1622346	AR	• Lockwasher,Ext,M4
-8	6496001	AR	• Gasket
-9	6495997	AR	• Gasket
-10	6496002	AR	• Gasket
-11	6495999	AR	• Gasket
-12	6496009	AR	• Gasket
-13	6496004	AR	• Gasket
-14	65X8877	AR	• Gasket
-15	65X8878	AR	• Gasket
-16	65X8879	AR	• Gasket

Assembly 3: Frame 01: Final Assembly (Part 1 of 6), Rear View



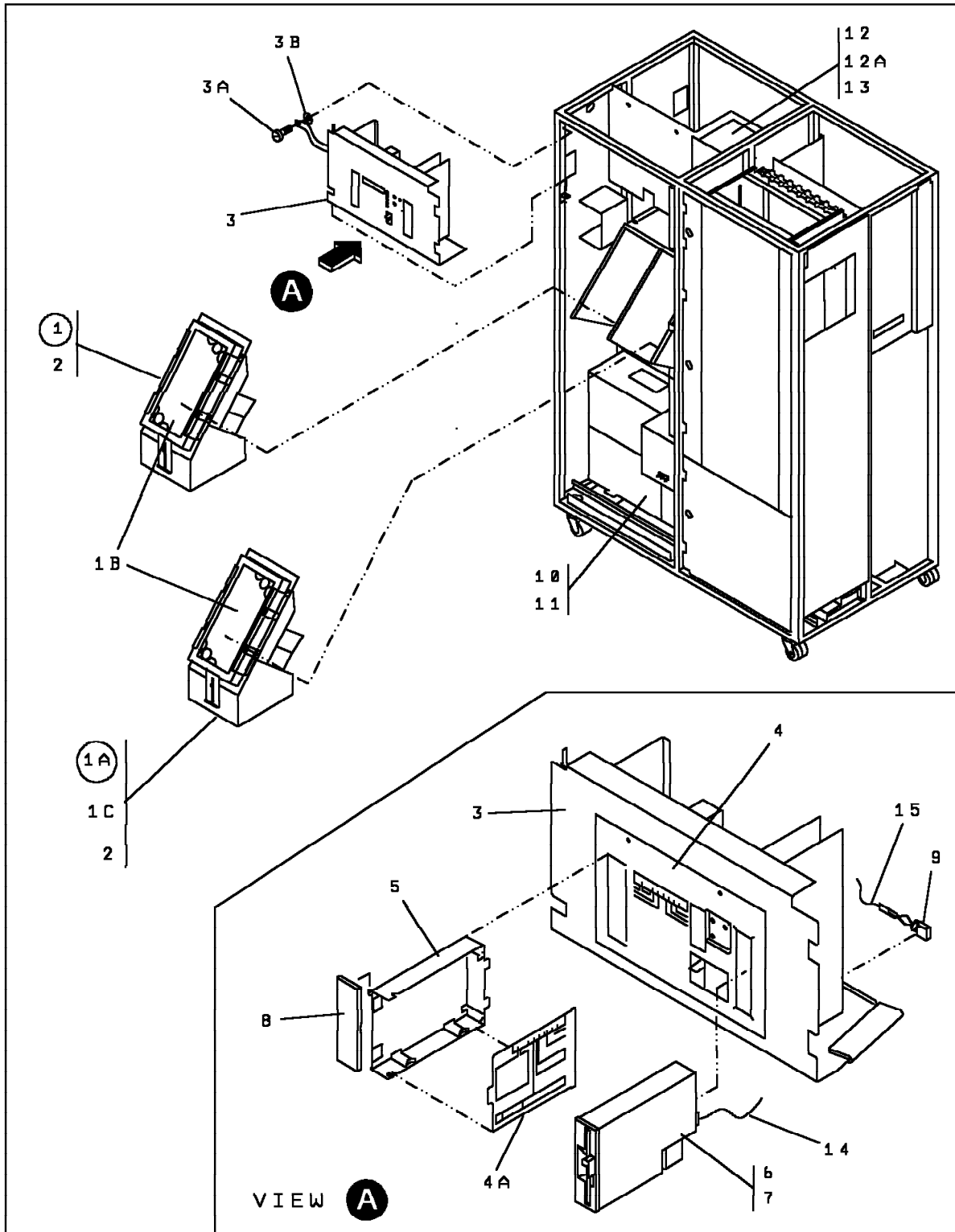
Asm- Index	Part Number	Units	Description
3-	NONE	REF	Frame 01: Final Assembly (Part 1 of 6)
-1	6495736	1	• Gate CCU, Frame, Used only in Models 210 and 410
-2	2665528	4	• Screw,Thread Rolling, Hex Wshr- M5 X 10 LG
-3	6495849	1	• Bracket, Used only in Models 210 and 410
-4	6495849	1	• Bracket, Used only in Model 410
-5	2665527	AR	• Screw,Thread Rolling, Hex Wshr- M4 X 10 LG
-6	6496095	1	• Shield
-6A	61F4511	2	• Screw,Hex Flange- M4 X 10 LG
-7	2665527	2	• Screw,Thread Rolling, Hex Wshr- M4 X 10 LG
-8	58X9277	1	• MOSS Blower Assembly
-9	61F4511	2	• Screw,Hex Flange- M4 X 10 LG
-10	6495809	1	• Auxiliary Power Box Assembly
-11	11F5507	1	• • Label, for Cable Address
-12	2665527	2	• Screw,Thread Rolling, Hex Wshr- M4 X 10 LG
-13	65X8447	1	• Blower Assembly
-14	2665527	2	• Screw,Thread Rolling, Hex Wshr- M4 X 10 LG
-15	65X8665	1	• Consoles and RPO Tailgate For models 210, 310, 410, and 610
-15A	17G5562	1	• Consoles and RPO Tailgate For models 21A, 31A, 41A, and 61A
-16	2665527	2	• Screw,Thread Rolling, Hex Wshr- M4 X 10 LG
-17	65X8889	1	• Cover
-18	2665527	3	• Screw,Thread Rolling, Hex Wshr- M4 X 10 LG
-18A	61F4511	3	• Screw,Hex Flange- M4 X 10 LG
-19	03F4390	1	• Ground Plate Assembly
-19A	03F7786	1	• Ground Plate Assembly, Used only for remote machines.
-20	6398833	3	• Wing Screw
-21	65X8883	1	• Ground Plate Assembly
-22	2665527	3	• Screw,Thread Rolling, Hex Wshr- M4 X 10 LG
-23	65X8885	2	• Ground Plate Assembly
-24	2665527	6	• Screw,Thread Rolling, Hex Wshr- M4 X 10 LG
-25	03F7777	1	• Ground Cable Assembly, Disk
-26	65X8466	1	• Cable Assembly, AFD
-27	65X8465	1	• Cable Assembly, AC Dist to Fan Box
-28	61F4511	2	• Screw,Hex Flange- M4 X 10 LG
-29	80X2990	1	• Pad ESD Discharge
-30	80X3015	1	• Label ESD Discharge

Assembly 4: Frame 01: Final Assembly (Part 2 of 6), Front View



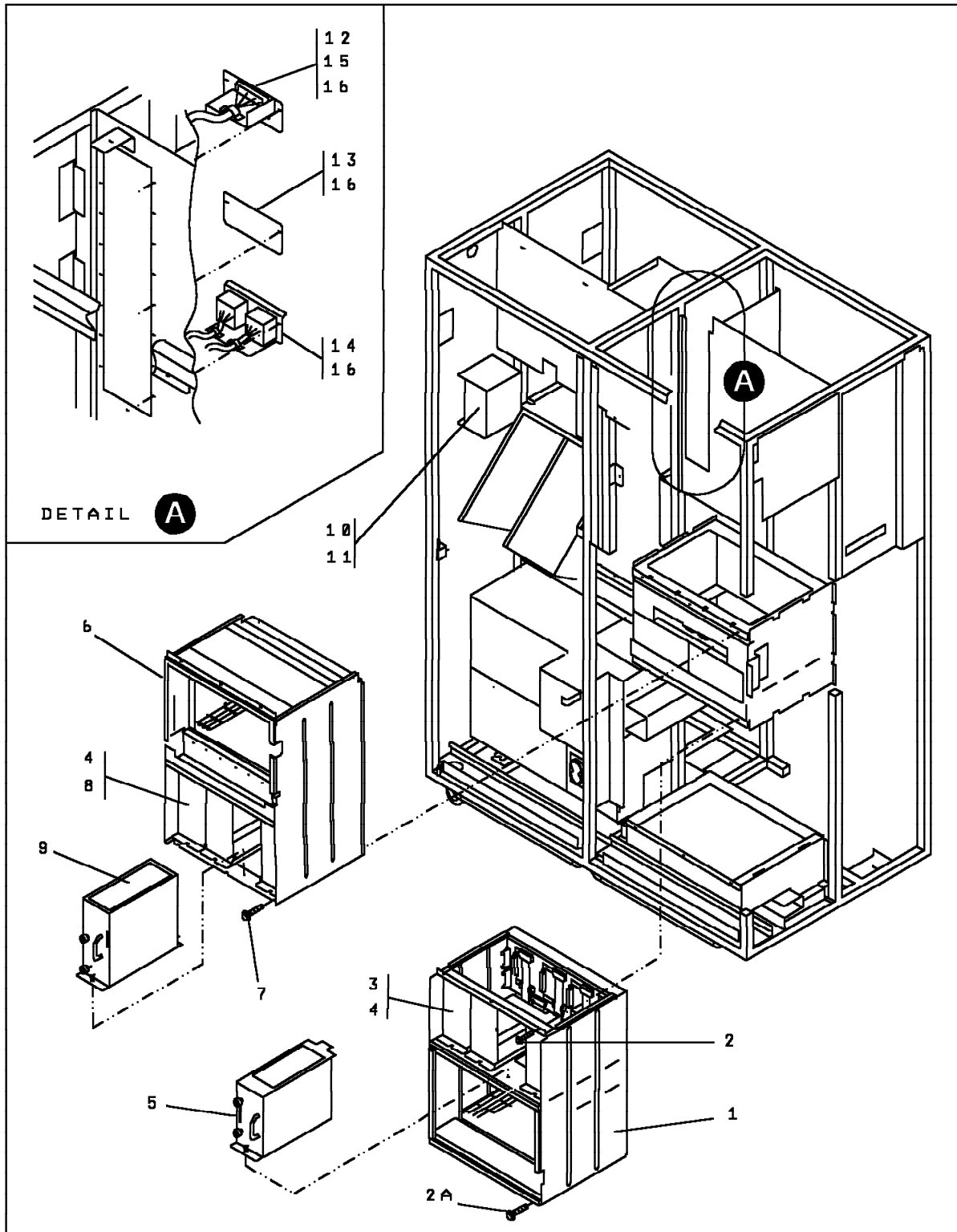
Asm- Index	Part Number	Units	Description
4-	NONE	REF	Frame 01: Final Assembly (Part 2 of 6)
-3	6496092	7	• Bracket
-4	2665527	5	• Screw,Thread Rolling, Hex Wshr- M4 X 10 LG
-4A	61F4511	2	• Screw,Hex Flange- M4 X 10 LG
-5	6495840	1	• Shield
-6	03F4476	1	• Shield
-7	4802949	1	• Ground Jumper Assembly
-8	1622346	2	• Lockwasher,Ext,M4
-9	2665527	1	• Screw,Thread Rolling, Hex Wshr- M4 X 10 LG
-10	6495904	2	• Cooling Unit Assembly
-11	6495805	1	• AC/DC Distribution Scanner Assembly
-11A	11F5507	1	• • Label, for Cable Address
-12	2665527	2	• Screw,Thread Rolling, Hex Wshr- M4 X 10 LG
-13	6495807	1	• AC Distribution Channel Assembly
-14	2665527	2	• Screw,Thread Rolling, Hex Wshr- M4 X 10 LG
-15	58X9296	1	• Air Filter
-16	03F7766	1	• Plate
-17	2665527	2	• Screw,Thread Rolling, Hex Wshr- M4 X 10 LG
-18	03F7767	1	• Bracket
-19	2665527	4	• Screw,Thread Rolling, Hex Wshr- M4 X 10 LG
-20	03F4367	4	• Caster
-21	358848	4	• Nut
-22	65X8882	1	• Ground Plate Assembly
-23	2665527	3	• Screw,Thread Rolling, Hex Wshr- M4 X 10 LG
-24	65X8884	1	• Ground Plate Assembly
-25	2665527	3	• Screw,Thread Rolling, Hex Wshr- M4 X 10 LG
-26	61F4511	1	• Screw,Hex Flange- M4 X 10 LG

Assembly 5: Frame 01: Final Assembly (Part 3 of 6), Front View



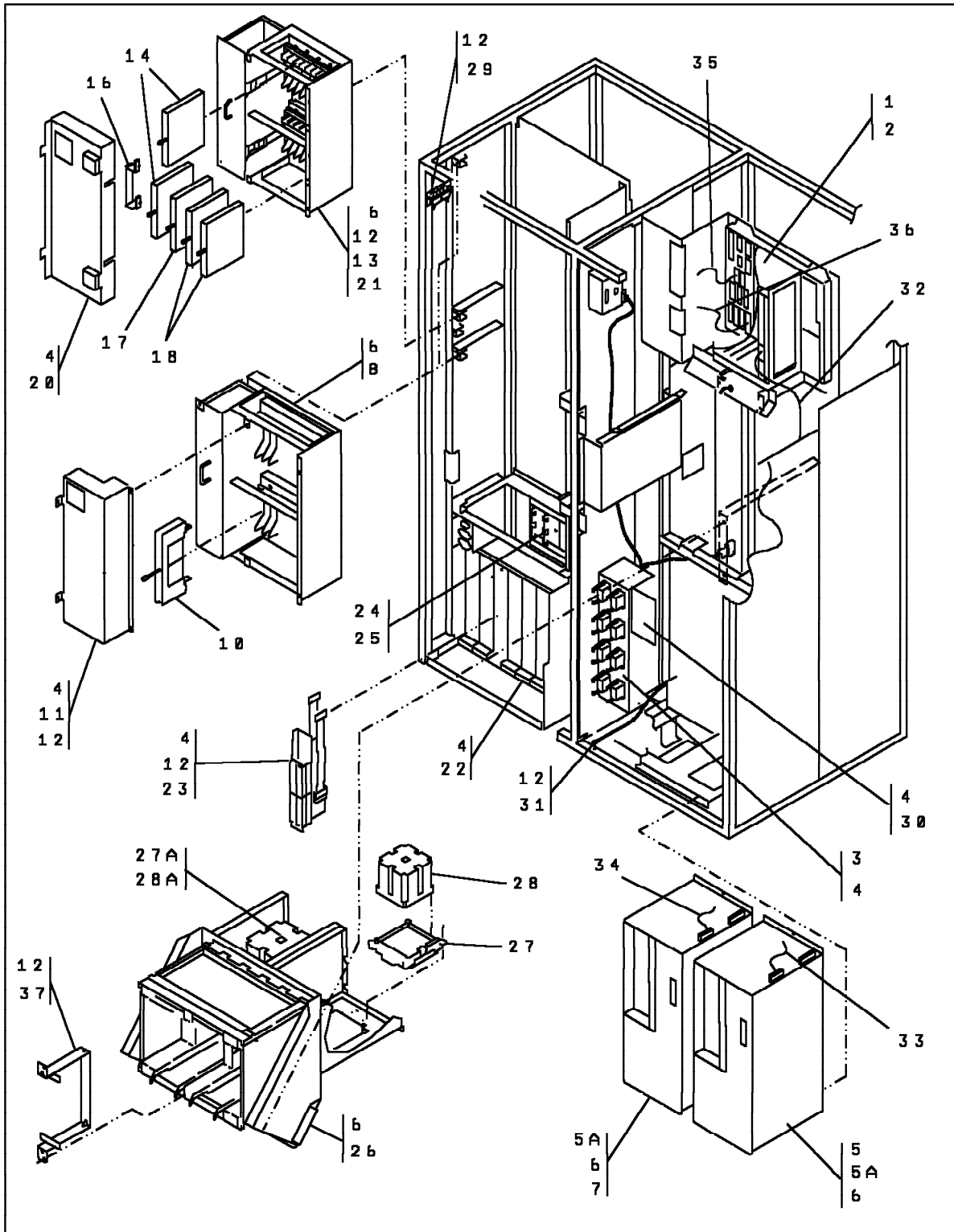
Asm- Index	Part Number	Units	Description
5-	NONE	REF	Frame 01: Final Assembly (Part 3 of 6)
-1	61F4463	1	• Air Moving Device Assembly, Models 210 and 410
-1A	61F4463	1	• Air Moving Device Assembly, Model 410
-1B	58X9295	AR	• • Air Filter
-1C	6495737	1	• Bracket, Dummy Air Moving Device, Used only in Model 210.
-2	61F4513	1	• Screw,Hex Flange- M5
-3	6495678	1	• Control Panel Assembly, For detailed breakdown, see "Assembly 9: Frame 01: Control Panel Assembly" on page 18.
-3A	2665527	1	• Screw,Thread Rolling, Hex Wshr- M4 X 10 LG
-3B	1622346	1	• Lockwasher,Ext,M4
-4	65X8675	1	• Overlay, English
-4	65X8677	1	• Overlay, French
-4	65X8679	1	• Overlay, German
-4	65X8681	1	• Overlay, Italian
-4	65X8685	1	• Overlay, Spanish
-4	61F4495	1	• Overlay, Japanese
-4A	65X8930	1	• Daily Card, English
-4A	03F4434	1	• Daily Card, French
-4A	03F4437	1	• Daily Card, German
-4A	03F4440	1	• Daily Card, Italian
-4A	03F4446	1	• Daily Card, Spanish
-5	6495799	1	• Box
-6	66X2603	1	• Diskette Drive Assembly
-7	1621170	4	• Screw,Pan HD- M3 x 6 LG
-8	58X9310	1	• Door
-9	4422281	1	• Battery Assembly
-9	03F7708	1	• Battery Assembly, Used only for Japan
-10	6496105	1	• Primary Power Box ASM, 208/220/240 V 60 HZ, Used only for USA and Canada.
-10	6496106	1	• Primary Power Box ASM, 200 V 50 HZ, Used only for Japan.
-10	65X8688	1	• Primary Power Box ASM, 200 V 60 HZ, Used only for Japan.
-10	6496107	1	• Primary Power Box ASM, 200/220/240 V 50 HZ
-10	65X8689	1	• Primary Power Box ASM, 200/220/240 V 60 HZ
-10	6495688	1	• Primary Power Box ASM, 380/400/440 V 50 HZ
-10	65X8690	1	• Primary Power Box ASM, 380/400/440 V 60 HZ For detailed breakdown, see "Assembly 10: Frame 01: Primary Power Box Assembly (Part 1 of 3)" on page 20.
-11	2665528	4	• Screw,Thread Rolling, Hex Wshr- M5 X 10 LG
-12	6495668	1	• Power Supply MOSS Assembly
-12A	11F5507	1	• • Label, for Cable Address
-13	2665528	3	• Screw,Thread Rolling, Hex Wshr- M5 X 10 LG
-14	6496020	1	• Cable ASM, from PS2 to Disk
-15	6496043	1	• Cable ASM, from MOSS to Panel (Batt.LED)

Assembly 6: Frame 01: Final Assembly (Part 4 of 6), Front View



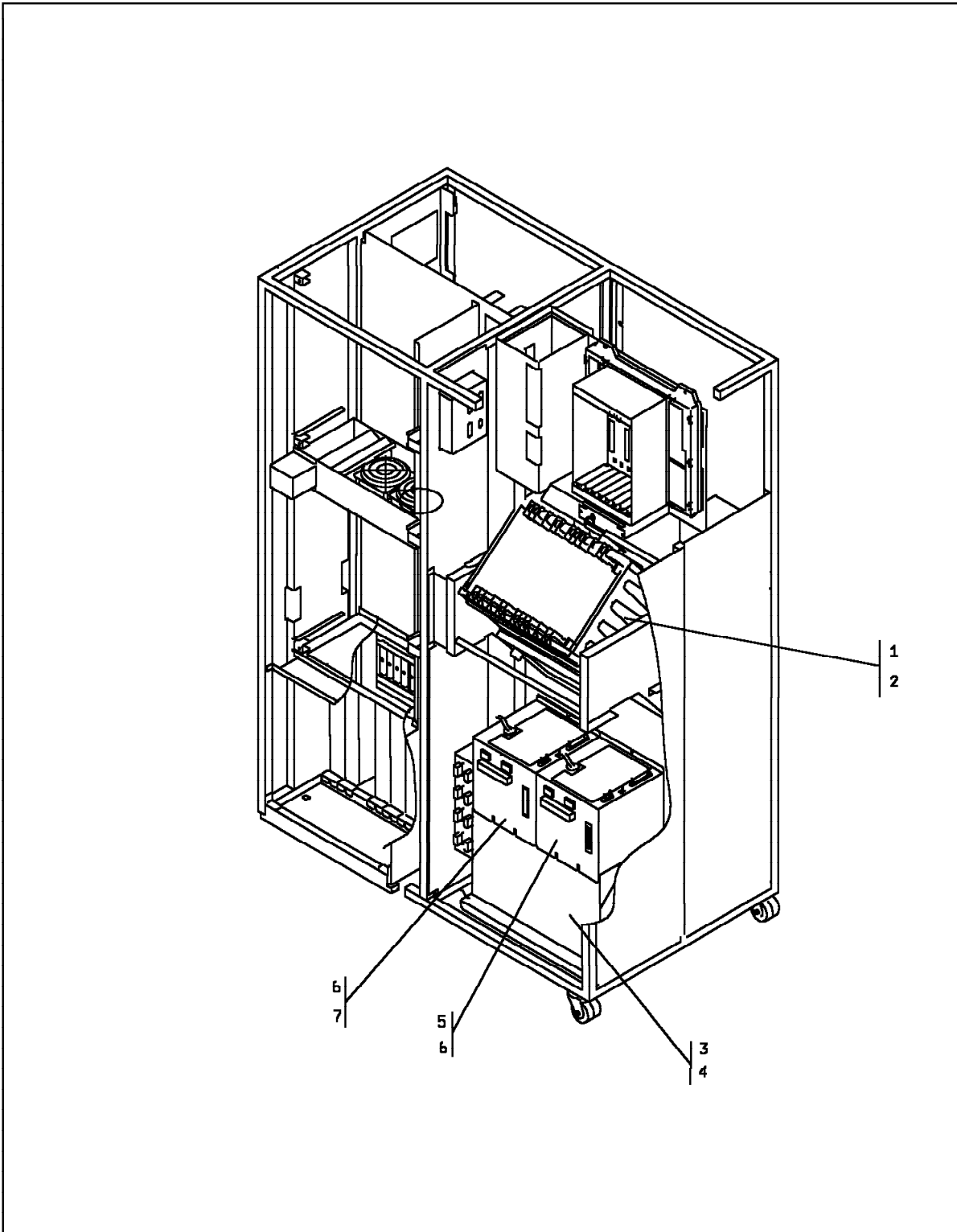
Asm- Index	Part Number	Units	Description
6- -1	NONE 6495658	REF 1	Frame 01: Final Assembly (Part 4 of 6) • Rack Channel Assembly, For detailed breakdown, see "Assembly 14: Rack Channel Assembly" on page 28.
-2	2665528	3	• Screw,Thread Rolling, Hex Wshr- M5 X 10 LG
-2A	61F4513	3	• Screw,Hex Flange- M5
-3	58X9376	AR	• Bracket, Dummy Power Supply
-4	61F4511	AR	• Screw,Hex Flange- M4 X 10 LG
-5	6495670	AR	• Power Supply Assembly, Channel Adapter
-6	6495989	1	• Rack Scanner Assembly, Used with Scanner Board TSSB. For detailed breakdown, see "Assembly 15: Rack Scanner Assembly" on page 30.
-6	6495990	1	• Rack Scanner Assembly, Used with Scanner Board TSST. For detailed breakdown, see "Assembly 15: Rack Scanner Assembly" on page 30.
-7	2665528	6	• Screw,Thread Rolling, Hex Wshr- M5 X 10 LG
-8	58X9377	AR	• Bracket, Dummy Power Supply
-9	6495672	AR	• Power Supply Assembly, Scanner
-10	6373597	1	• Disk Drive Assembly
-11	10170	4	• Screw,Slot Bind HD- 6/32 X 0.250 LG
-12	6496055	AR	• HSS Cable Assembly
-13	58X9369	AR	• Bracket, Dummy Connector (HSS or TRA)
-14	6496056	AR	• TRA Cable Assembly
-15	72F0024	AR	• ELA Cable Assembly
-16	2665527	AR	• Screw,Thread Rolling, Hex Wshr- M4 X 10 LG

Assembly 7: Frame 01: Final Assembly (Part 5 of 6), Rear View



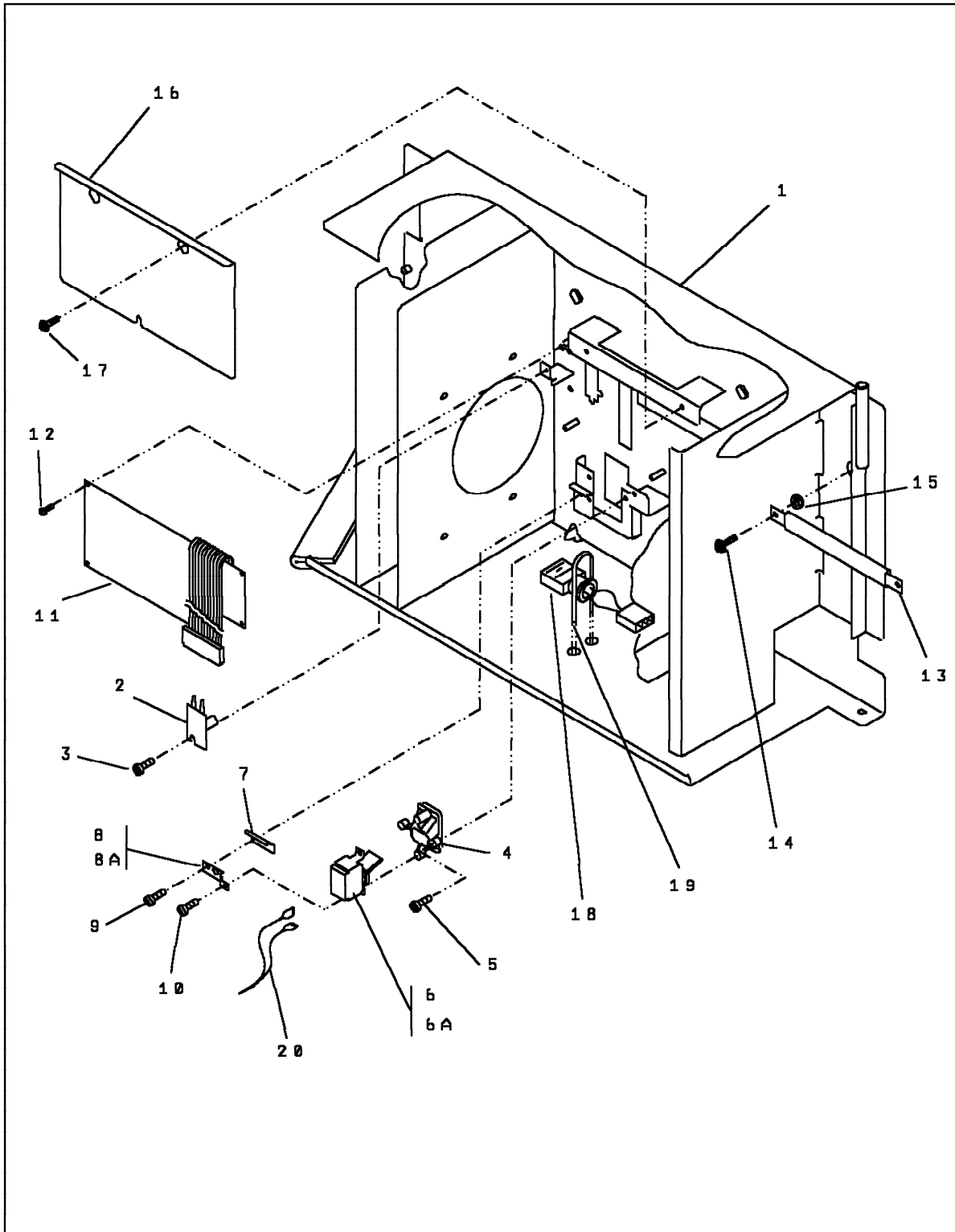
Asm-Index	Part Number	Units	Description
7-	NONE	REF	Frame 01: Final Assembly (Part 5 of 6)
-1	6495663	1	• MOSS Board Assembly, for models 210, 310, 410, and 610
-1	05F2611	1	• MOSS Board Assembly, for models 21A, 31A, 41A, and 61A For detailed breakdown, see "Assembly 21: Frame 01: MOSS Board Assembly" on page 42.
-2	2665525	4	• Screw, Thread Rolling, Hex Wshr- M5 X 20 LG
-3	6495966	1	• EPO Cable Assembly
-4	2665527	AR	• Screw, Thread Rolling, Hex Wshr- M4 X 10 LG
-5	6495666	1	• Power Supply CCU Assembly, Models 210 and 410
-5A	11F5507	1	• • Label, for Cable Address
-6	2665528	AR	• Screw, Thread Rolling, Hex Wshr- M5 X 10 LG
-7	6495666	1	• Power Supply CCU Assembly, Model 410
-8	65X8961	AR	• LIC Unit Assembly, LIU1, For detailed breakdown, see "Assembly 20: LIC Units Assembly" on page 40.
-10	NONE	REF	• DMUX/LIC Cassette
-11	58X9263	1	• Cover
-12	61F4511	AR	• Screw, Hex Flange- M4 X 10 LG
-13	65X8437	1	• LIC Unit Assembly, LIU2, For detailed breakdown, see "Assembly 20: LIC Units Assembly" on page 40.
-14	NONE	REF	• SMUX A or B Assembly
-16	65X8467	1	• SMUX Cable
-17	65X8446	AR	• Dummy Cassette Assembly
-18	NONE	REF	• LIC 5 or LIC 6 Assembly
-20	65X8413	1	• Cover MUX/Power
-21	65X8424	2	• Shipping bar
-22	6496096	AR	• Bracket, Dummy Tailgate
-23	11F6750	AR	• Tailgate Channel Assembly
-23	6495821	AR	• Tailgate Channel Assembly, used only for Domestic
-24	6495694	1	• Bracket, used only for Domestic
-25	1727465	1	• Screw, used only for Domestic
-26	6495926	1	• CCU Duplex Assembly, used in Model 410,
-26	6495659	1	• CCU Simplex Assembly, used in Model 210, For detailed breakdown, see "Assembly 16: Frame 01: CCU Asm, Models 210, 21A, 410, and 41A (Part 1 of 2)" on page 32.
-27	NONE	1	• TCM Board Assembly, used in Models 210 and 410
-27A	NONE	1	• TCM Board Assembly, used in Model 410
-28	6103789	1	• Heatsink Assembly, used in Model 210 and 410
-28A	6103789	1	• Heatsink Assembly, used in Model 410
-29	NONE	1	• Power Bus Terminator
-30	6495787	1	• Cover
-31	1622346	1	• Lockwasher, Ext, M4
-32	6496042	1	• Cable ASM, from CRB to AMAC
-33	6496041	1	• Cable ASM, from PS1 to CCUA/SACL
-34	58X9269	1	• Cable ASM, from PS1 to CCUB/SACL
-35	6495911	1	• Cable ASM, AFD
-36	6495967	1	• Cable ASM, from PS6 to MOSS
-37	58X9375	1	• Bracket, Dummy Card

Assembly 8: Frame 01: Final Asm (Part 6 of 6), Models 310 and 610, Rear View



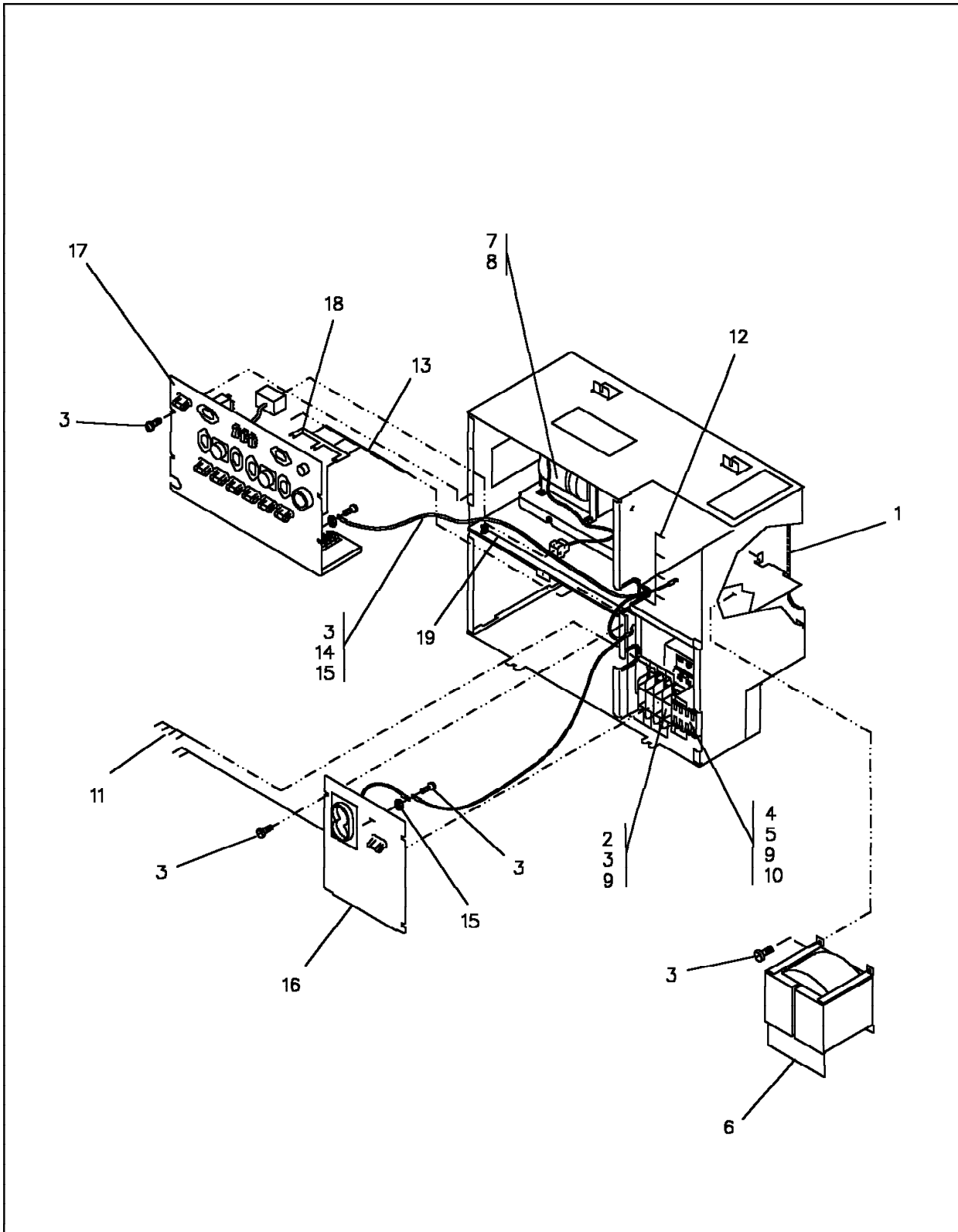
Asm- Index	Part Number	Units	Description
8-	NONE	REF	Frame 01: Final Assembly (Part 6 of 6), Models 310 and 610
-1	34F1287	1	• Gate, frame
-1	34F1392	1	• CCU Duplex Assembly
-1	34F1391	1	• CCU Simplex Assembly
			For detailed breakdown, see "Assembly 18: Frame 01: CCU Asm, Models 310, 31A, 610, and 61A (Part 1 of 2)" on page 36.
-2	2665528	4	• • Screw,Thread Rolling, Hex Wshr- M5 X 10 LG
-3	34F1286	1	• • Support PS1B
-4	2665528	4	• • Screw,Thread Rolling, Hex Wshr- M5 X 10 LG
-5	26F1733	1	• • Power Supply CCU Assembly, Model 310 and 610
-6	2665528	3	• • Screw,Thread Rolling, Hex Wshr- M5 X 10 LG
-7	26F1733	1	• • Power Supply CCU Assembly, Model 610

Assembly 9: Frame 01: Control Panel Assembly



Asm- Index	Part Number	Units	Description
9-	6495678	1	Frame 01: Control Panel Assembly, For next higher ASM, see ASM 5-3 on page 11.
-1	6495798	1	• Panel, Frame
-2	NONE	1	• Card Assembly (Led)
-3	1621170	1	• Screw,Pan HD- M3 x 6 LG
-4	4521357	1	• Housing
-5	1621172	2	• Screw,Pan HD- M3 x 10 LG
-6	4521305	1	• Switch 2P2T- 3 AMP 250 VAC, 6 AMP 125 VAC Used for models 210, 310, 410, and 610
-6A	8492368	1	• Switch 3P3T- 3 AMP 250 VAC, 6 AMP 125 VAC Used for models 21A, 31A, 41A, and 61A
-7	4521307	1	• Spring
-8	4796840	1	• Bracket Used with switch 4521305
-8A	43G3154	1	• Bracket Used with switch 8492368
-9	1621181	2	• Screw,Pan HD- M3.5 X 6 LG
-10	79778	2	• Screw,Self Tapping Pan HD- 6-32 X 0.312 LG
-11	NONE	1	• Control Panel Card
-12	1621170	5	• Screw,Pan HD- M3 x 6 LG
-13	4802949	1	• Jumper Assembly
-14	1621197	1	• Screw,Pan HD- M4 X 6 LG
-15	1622346	1	• Lockwasher,Ext,M4
-16	03F4480	1	• Bracket
-17	2665527	3	• Screw,Thread Rolling, Hex Wshr- M4 X 10 LG
-18	4422281	1	• Battery
-18	03F7708	1	• Battery Used only for Japan.
-19	6846576	1	• Tie Clamp
-20	6496071	1	• Cable ASM, from PS6 to EPO Switch

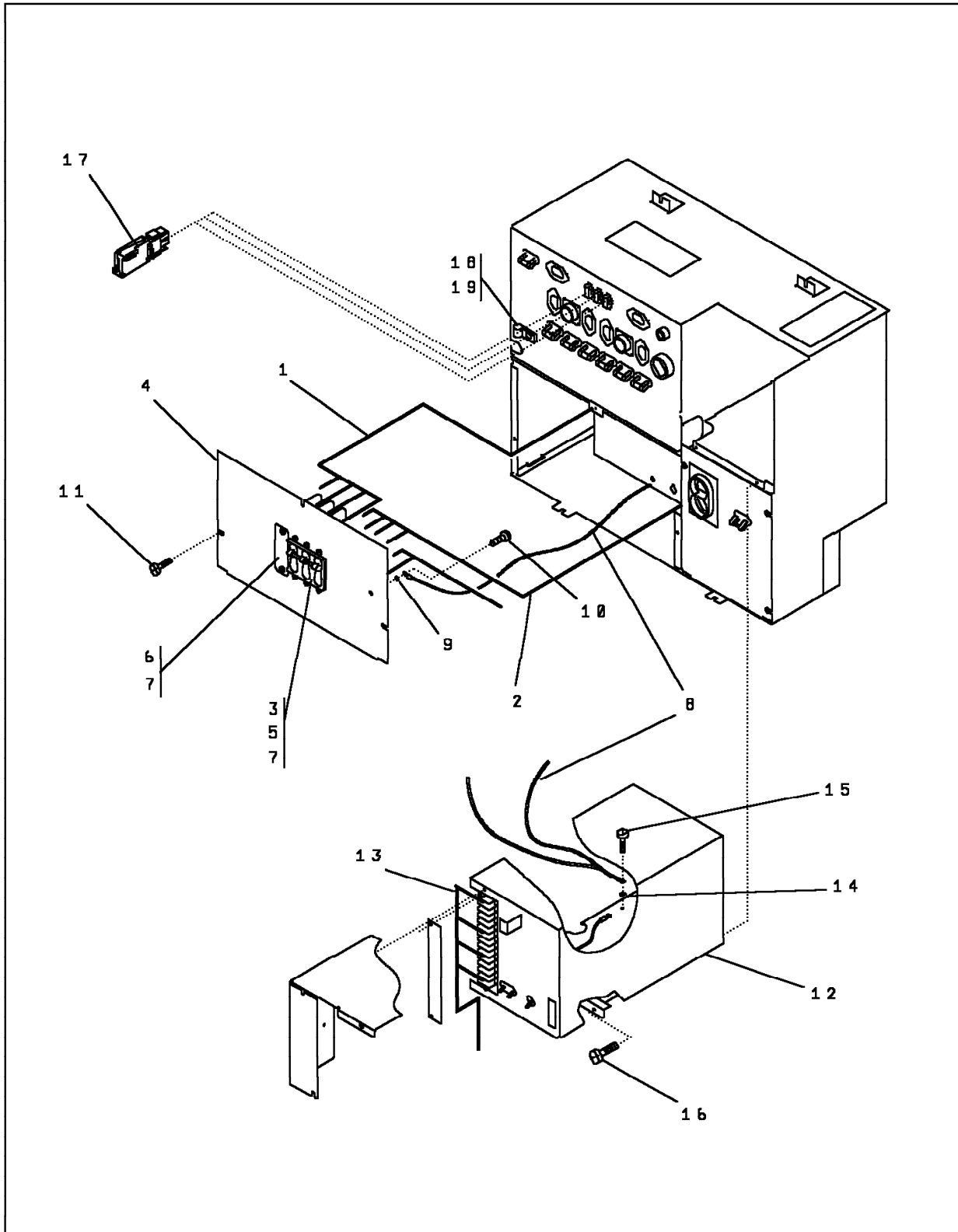
Assembly 10: Frame 01: Primary Power Box Assembly (Part 1 of 3)



Asm-Index	Part Number	Units	Description
10-	NONE	REF	Frame 01: Primary Power Box Assembly (Part 1 of 3)
-	6496105	REF	• Primary Power Box ASM, 208/220/240 V 60 HZ, Used only for USA and Canada.
-	6496106	REF	• Primary Power Box ASM, 200 V 50 HZ, Used only for Japan.
-	6496107	REF	• Primary Power Box ASM, 200/220/240 V 50 HZ
-	6495688	REF	• Primary Power Box ASM, 380/400/440 V 50 HZ
-	65X8688	REF	• Primary Power Box ASM, 200 V 60 HZ, Used only for Japan,
-	65X8689	REF	• Primary Power Box ASM, 200/220/240 V 60 HZ
-	65X8690	REF	• Primary Power Box ASM, 380/400/440 V 60 HZ, For next higher ASM, see ASM 5-10 on page 11.
-1	5740117	AR	• • Grommet
-2	2396633	1	• • Contactor,Magnetic 4 Poles 40 AMP 24 VDC Coil
-3	61F4511	AR	• • Screw,Hex Flange- M4 X 10 LG
-4	5351162	1	• • Contactor,Magnetic 4 Pole 24 VDC Coil
-5	1621060	2	• • Screw, Cheese HD- M4 X 8 LG
-6	826102	1	• • Transformer, Used only in ASM 6496105.
-6	1859339	1	• • Transformer 200/240 V 50/60 HZ, Used only in ASM 6496106 and 65X8688.
-7	6495884	1	• • PS8 Assembly, 50 HZ
-7	6495898	1	• • PS8 Assembly, 60 HZ
-8	61F4513	AR	• • Screw,Hex Flange- M5
-9	2666959	2	• • Diode Assembly
-10	6495965	1	• • Cable Assembly, K1/K2 to PS6
-11	65X8656	1	• • Cable Assembly, CB1 to K2
-11	6495775	1	• • Cable Assembly, CB1 to K2, Used only in ASM 6495688 and 65X8690.
-12	65X8657	1	• • Cable Assembly, K2 to PS6
-12	6495776	1	• • Cable Assembly, K2 to PS6, Used only in ASM 6495688 and 65X8690.
-13	65X8658	1	• • Cable Assembly, K2 to TB1
-13	6495778	1	• • Cable Assembly, K2 to TB1, Used only in ASM 6495688 and 65X8690.
-14	03F4428	1	• • Jumper Assembly
-15	1622346	AR	• • Lckw,Ext M4- 4.3 ID X 8 OD X 0.5 THK
-16	6495781	1	• • Convenience Outlet ASM, 50/60 HZ 220 V
-16	58X9278	1	• • Convenience Outlet ASM, 60 HZ 117 V, Used only for USA and Canada.
-16	58X9279	1	• • Convenience Outlet ASM, 50/60 HZ 100 V, Used only for Japan. For detailed breakdown, see "Assembly 22: Frame 01, Convenience Outlet Assembly" on page 44.
-17	6495782	1	• • CP Plate Assembly, For detailed breakdown, see "Assembly 13: Frame 01, CP Plate Assembly" on page 26.
-18	6495780	1	• • Jumper Assembly, Used only in ASM 6495688 and 65X8690.
-19	03F7762	1	• • Cable Assembly +24 V, BLD MOSS

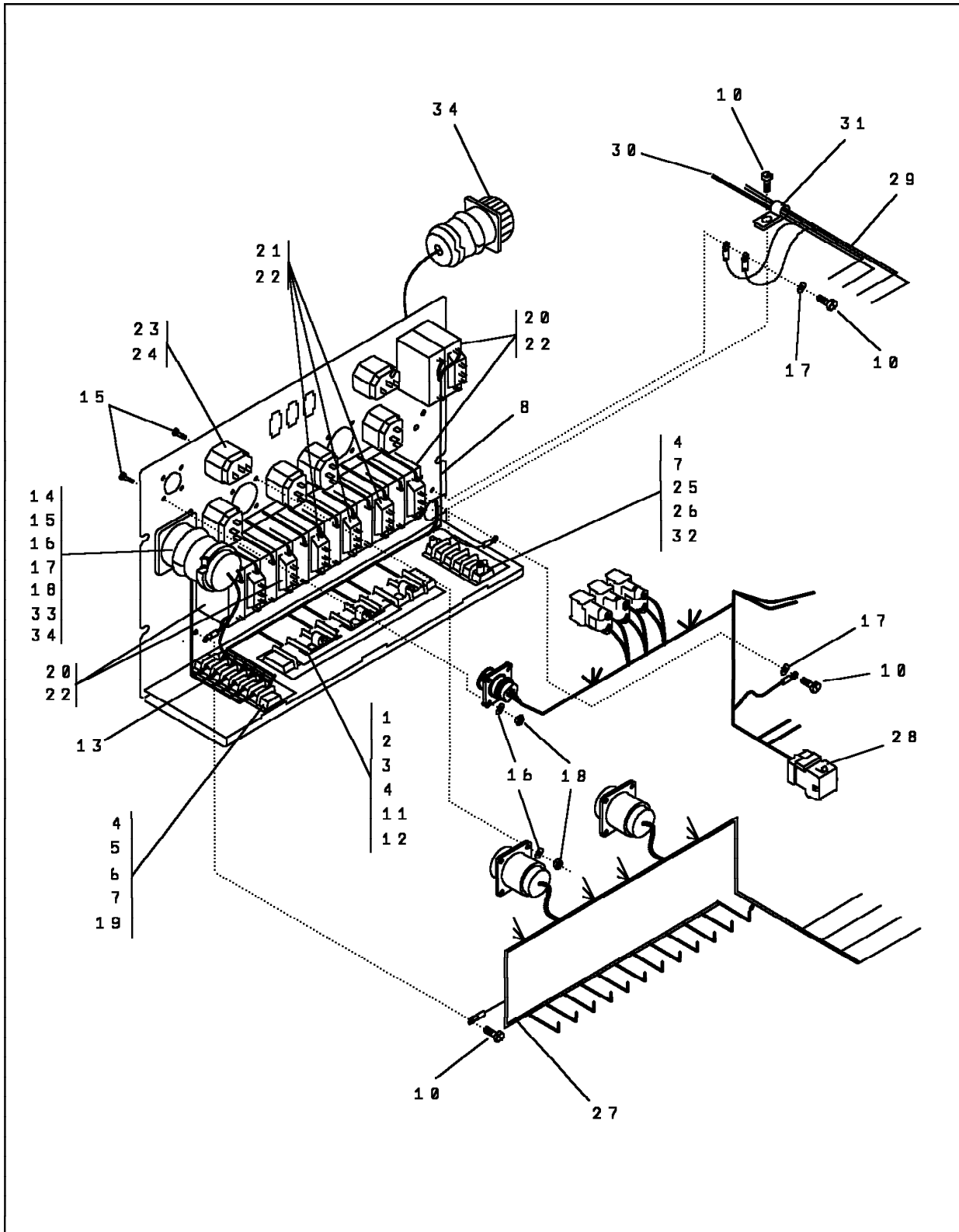
Asm-Index	Part Number	Units	Description
11-	NONE	REF	Frame 01: Primary Power Box Assembly (Part 2 of 3)
-	6496105	REF	• Primary Power Box ASM, 208/220/240 V 60 HZ, Used only for USA and Canada.
-	6496106	REF	• Primary Power Box ASM, 200 V 50 HZ, Used only for Japan.
-	6496107	REF	• Primary Power Box ASM, 200/220/240 V 50 HZ
-	6495688	REF	• Primary Power Box ASM, 380/400/440 V 50 HZ
-	65X8688	REF	• Primary Power Box ASM, 200 V 60 HZ, Used only for Japan.
-	65X8689	REF	• Primary Power Box ASM, 200/220/240 V 60 HZ
-	65X8690	REF	• Primary Power Box ASM, 380/400/440 V 60 HZ
-1	65X8981	1	• • Line Filter Assembly, Used in ASM 6495688 and 65X8690.
-1	65X8982	1	• • Line Filter Assembly
-2	65X8980	1	• • M.O.V. Assembly, Used in ASM 6496105/106/107 and 65X8688/689.
-2	65X8989	1	• • M.O.V. Assembly, Used in ASM 6495688 and 65X8690.
-3	6495844	1	• • Power Attachment Cord, Used in ASM 6496105.
-3	6495845	1	• • Power Attachment Cord, Used in ASM 6496106/107 and 65X8688/689.
-3	6495846	1	• • Power Attachment Cord, Used in ASM 6495688 and 65X8690.
-3	6496059	1	• • Power Attachment Cord, Used only for Chicago.
-4	1622347	1	• • Lockwasher,Ext,M5
-5	2665528	1	• • Screw,Thrd roll, Hex Wshr- M5 X 10 LG
-6	56079	3	• • Lckw,Ext- 0.195 ID X 0.410 OD X 0.025 THK
-7	28413	3	• • Screw
-8	2100310	1	• • Bushing
-9	6495774	1	• • Cable Assembly, Line Filter to CB1, Used in ASM 6495688 and 65X8690.
-9	65X8655	1	• • Cable Assembly, Line Filter to CB1, Used in ASM 6496105/106/107 and 65X8688/689.
-10	56079	3	• • Lckw,Ext- 0.195 ID X 0.410 OD X 0.025 THK
-11	28413	3	• • Screw
-12	2665528	4	• • Screw,Thrd roll, Hex Wshr- M5 X 10 LG
-13	1622346	1	• • Lockwasher,Ext,M4
-14	61F4511	1	• • Screw,Hex Flange- M4 X 10 LG
-15	58X9285	1	• • Clamp
-15	532398	1	• • Clamp, Used in ASM 6495688 and 65X8690.
-16	61F4511	2	• • Screw,Hex Flange- M4 X 10 LG
-17	2111680	AR	• • Grommet
-18	5740117	AR	• • Grommet
-19	166668	1	• • Clamp
-19	301437	1	• • Clamp, Used in ASM 6495688 and 65X8690.
-20	61F4511	1	• • Screw,Hex Flange- M4 X 10 LG

Assembly 12: Frame 01: Primary Power Box Assembly (Part 3 of 3)



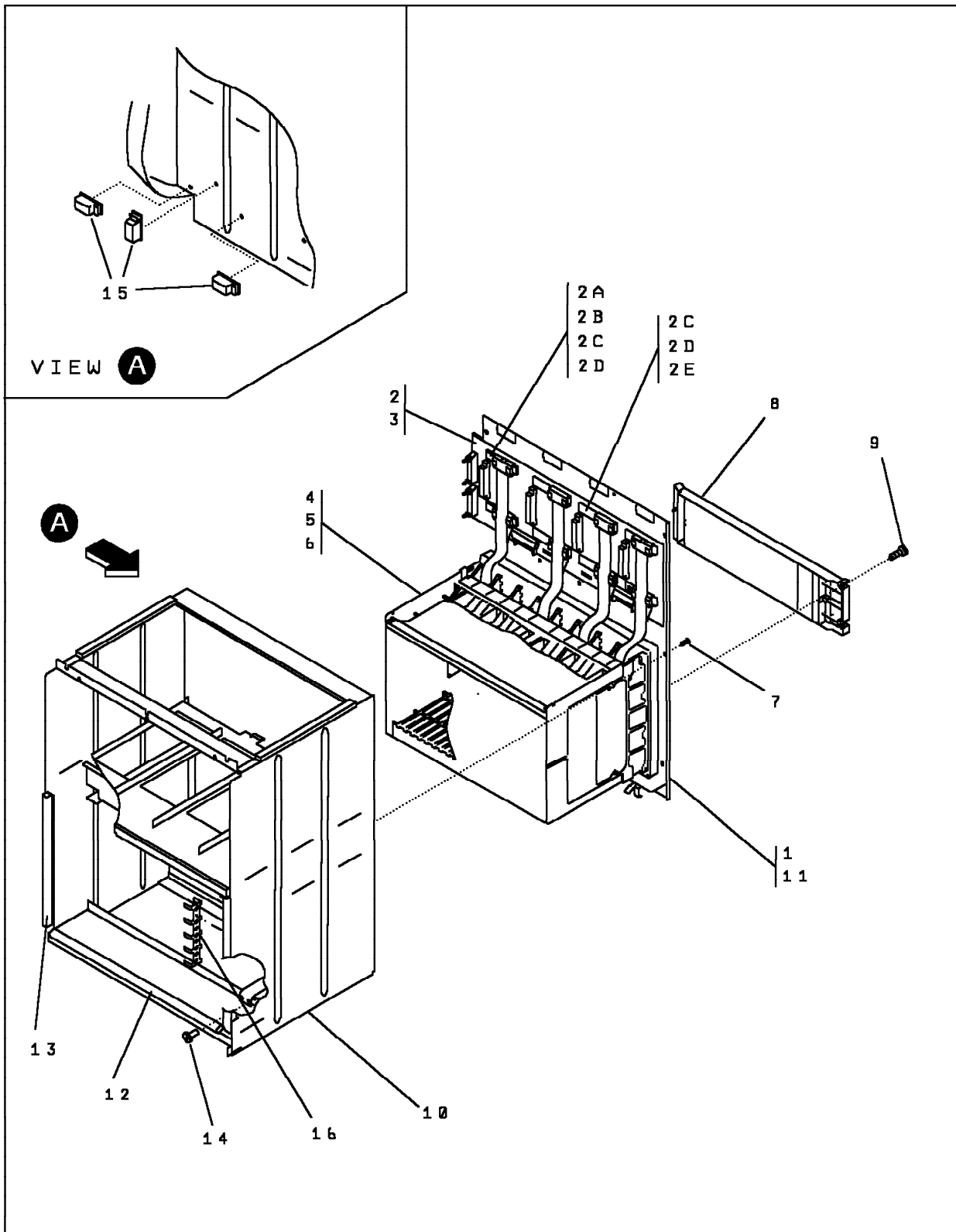
Asm-Index	Part Number	Units	Description
12-	NONE	REF	Frame 01: Primary Power Box Assembly (Part 3 of 3)
-	6496105	REF	• Primary Power Box ASM, 208/220/240 V 60 HZ, Used only for USA and Canada.
-	6496106	REF	• Primary Power Box ASM, 200 V 50 HZ, Used only for Japan.
-	6496107	REF	• Primary Power Box ASM, 200/220/240 V 50 HZ
-	6495688	REF	• Primary Power Box ASM, 380/400/440 V 50 HZ
-	65X8688	REF	• Primary Power Box ASM, 200 V 60 HZ, Used only for Japan.
-	65X8689	REF	• Primary Power Box ASM, 200/220/240 V 60 HZ
-	65X8690	REF	• Primary Power Box ASM, 380/400/440 V 60 HZ
-1	6495774	1	• • Cable Assembly, Line Filter to CB1, Used in ASM 6495688 and 65X8690.
-2	6495775	1	• • Cable Assembly, Line Filter to CB1, Used in ASM 6495688 and 65X8690.
-3	6495854	1	• • Circuit Breaker, 3 Pole 40 AMP 240 V, Used in ASM 6496105/106/107 and 65X8688/689.
-3	6495855	1	• • Circuit Breaker, 4 Pole 25 AMP 480 V, Used in ASM 6495688 and 65X8690.
-4	6495768	1	• • Plate
-5	1622347	1	• • Lockwasher,Ext,M5
-6	6495769	1	• • Bracket, Used in ASM 6496105/106/107 and 65X8688/689.
-7	1621171	AR	• • Screw,Pan HD- M3 X 8 LG
-8	03F4428	1	• • Jumper Assembly
-9	1622346	1	• • Lockwasher,Ext,M4
-10	61F4511	1	• • Screw,Hex Flange- M4 X 10 LG
-11	61F4511	3	• • Screw,Hex Flange- M4 X 10 LG
-12	6495676	1	• • PS6 Assembly
-13	6495776	1	• • Cable Assembly, K2 to PS6, Used in ASM 6495688 and 65X8690.
-14	1622346	1	• • Lockwasher,Ext,M4
-15	1621199	1	• • Screw
-16	61F4511	2	• • Screw,Hex Flange- M4 X 10 LG
-17	65X8996	1	• • Plug Assembly
-18	2102366	1	• • Clamp
-19	1621190	1	• • Screw,Pan HD- M4 X 8 LG

Assembly 13: Frame 01, CP Plate Assembly



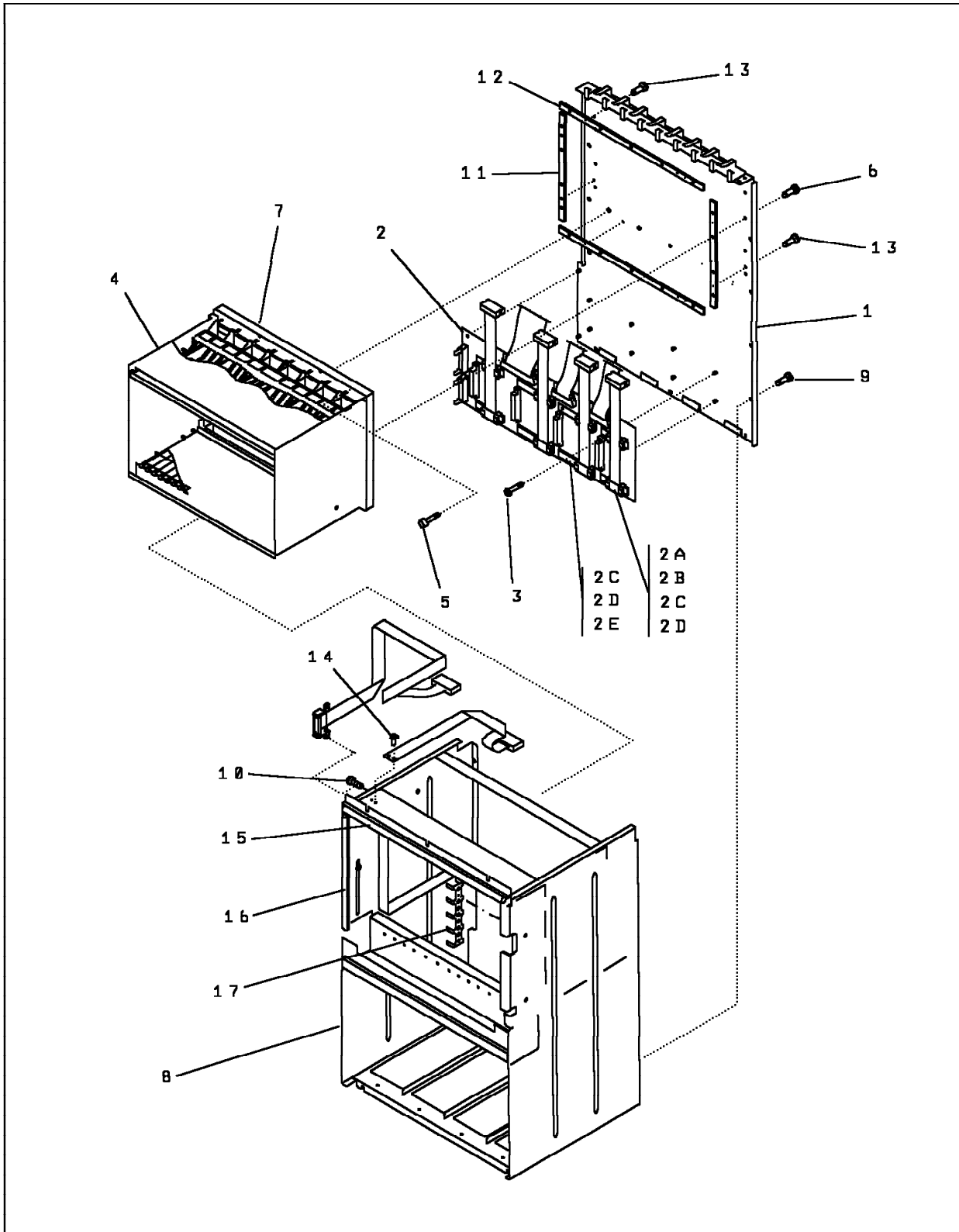
Asm- Index	Part Number	Units	Description
13-	6495782	REF	CP Plate Assembly, For next higher ASM, see ASM 10-17 on page 21.
-1	5213699	1	• Marker Strip
-2	5213643	1	• Terminal Block
-3	4120573	2	• Stud
-4	1621181	AR	• Screw,Pan HD- M3.5 X 6 LG
-5	322266	1	• Marker Strip
-6	317131	1	• Terminal Block
-7	4120571	4	• Stud
-8	6495902	1	• Cable Assembly, AC/Prim to Line Frame
-10	1621190	AR	• Screw,Pan HD- M4 X 8 LG
-11	639328	3	• Jumper
-12	438896	1	• Shield
-13	6495852	1	• Cable Assembly, TP2/CP2 to CP6
-14	6495779	1	• Cable Assembly, J10 to TB3
-15	1621171	AR	• Screw,Pan HD- M3 X 8 LG
-16	1622316	AR	• Lockwasher,Ext,M3
-17	1622346	AR	• Lockwasher,Ext,M4
-18	1622401	AR	• Nut,M3
-19	337193	1	• Shield
-20	5252776	4	• Circuit Protector, 2 Pole 6 AMP 240 V
-21	5518550	3	• Circuit Protector, 2 Pole 3 AMP 240 V
-22	10170	AR	• Screw,Slot Bind HD- 6/32 X 0.250 LG
-23	2682949	6	• Receptacle
-24	1621286	12	• Screw,Flat HD- M3 X 8 LG
-25	338359	1	• Marker Strip
-26	317485	1	• Terminal Block
-27	6495851	1	• Cable Assembly, CP3 to CP8
-28	6495853	1	• Cable Assembly, TB3 to PS8
-29	6495903	1	• Cable Assembly, BLD/PRIM to Line Frame
-30	6495875	1	• Cable Assembly, TB3 to MOSS Blower
-31	310437	1	• Clamp
-32	350966	1	• Shield
-33	1621172	4	• Screw,Pan HD- M3 X 10 LG
-34	4780627	2	• Sealing Cap

Assembly 14: Rack Channel Assembly



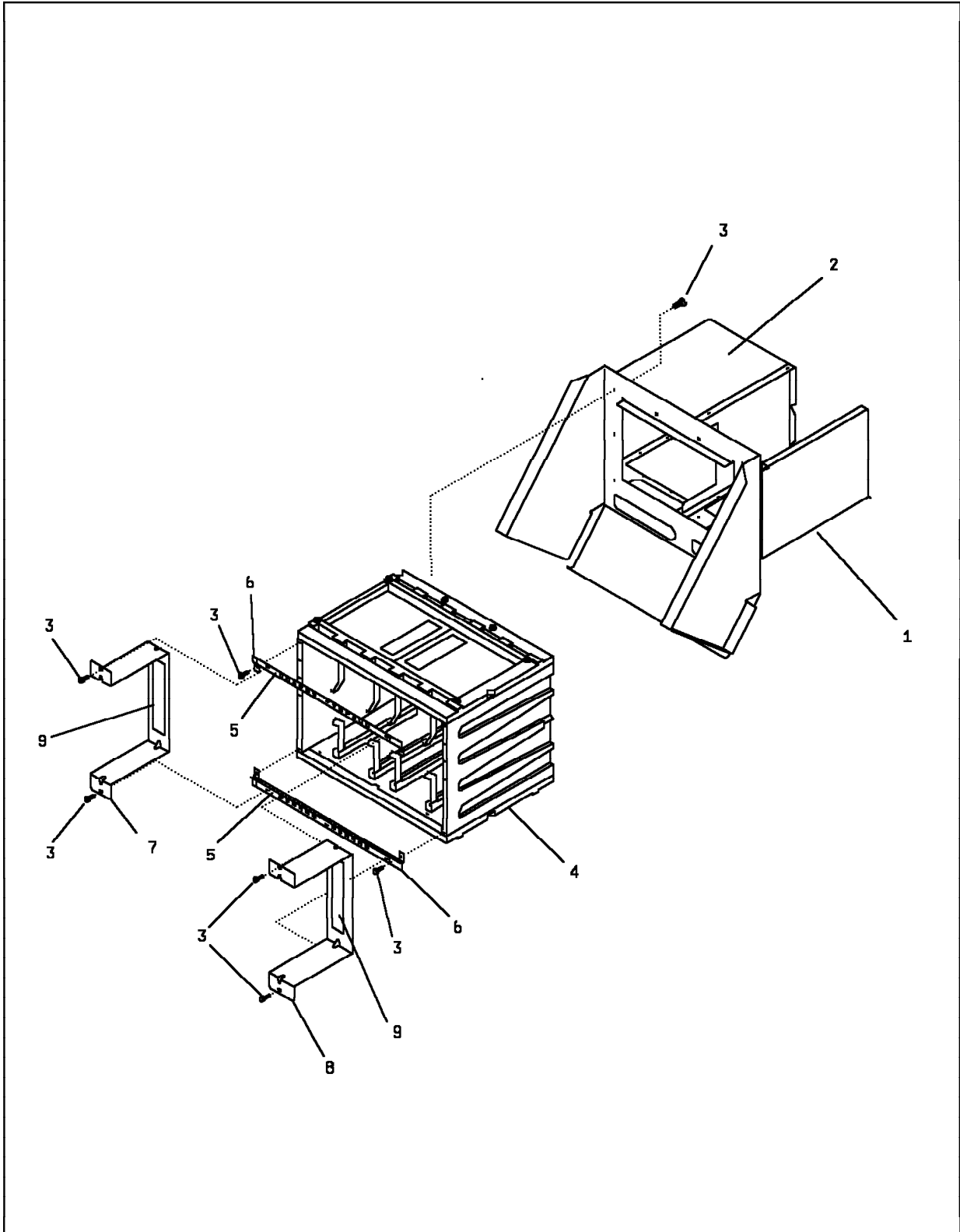
Asm- Index	Part Number	Units	Description
14-	6495658	1	Rack Channel Assembly, Frame 01, For next higher ASM, see ASM 6-1 on page 13.
-	6495991	1	Rack Channel Assembly, Frame 02, For next higher ASM, see ASM 25-1 on page 51.
-1	6495695	1	• Bracket
-2	NONE	1	• Power Printed Circuit
-2A	6495944	8	• Retainer
-2B	6495733	4	• Bus Bar
-2C	2665747	16	• Washer
-2D	1621197	16	• Screw,Pan HD- M4 X 6 LG
-2E	6495948	4	• Bus Bar
-3	1621156	10	• Screw,Pan HD- M3 X 14 LG
-4	6495661	1	• Gate Channel ASM
-5	1953318	10	• Screw,PKG-MTG- M3.5 X 26 LG
-6	2568941	10	• Cap
-7	1953318	4	• Screw,PKG-MTG- M3.5 X 26 LG
-8	6495693	1	• Stiffener
-9	1953318	4	• Screw,PKG-MTG- M3.5 X 26 LG
-10	6495696	1	• Gate Channel, Frame
-11	61F4511	13	• Screw,Hex Flange- M4 X 10 LG
-12	65X8875	2	• Gasket
-13	65X8876	2	• Gasket
			Used in ASM 6495991.
-13	65X8876	1	• Gasket
			Used in ASM 6495658.
-13	11F5475	1	• Gasket
			Used in ASM 6495658.
-14	1621197	2	• Screw,Pan HD- M4 X 6 LG
-15	5556740	3	• Clamp
-16	4233703	1	• Raceway

Assembly 15: Rack Scanner Assembly



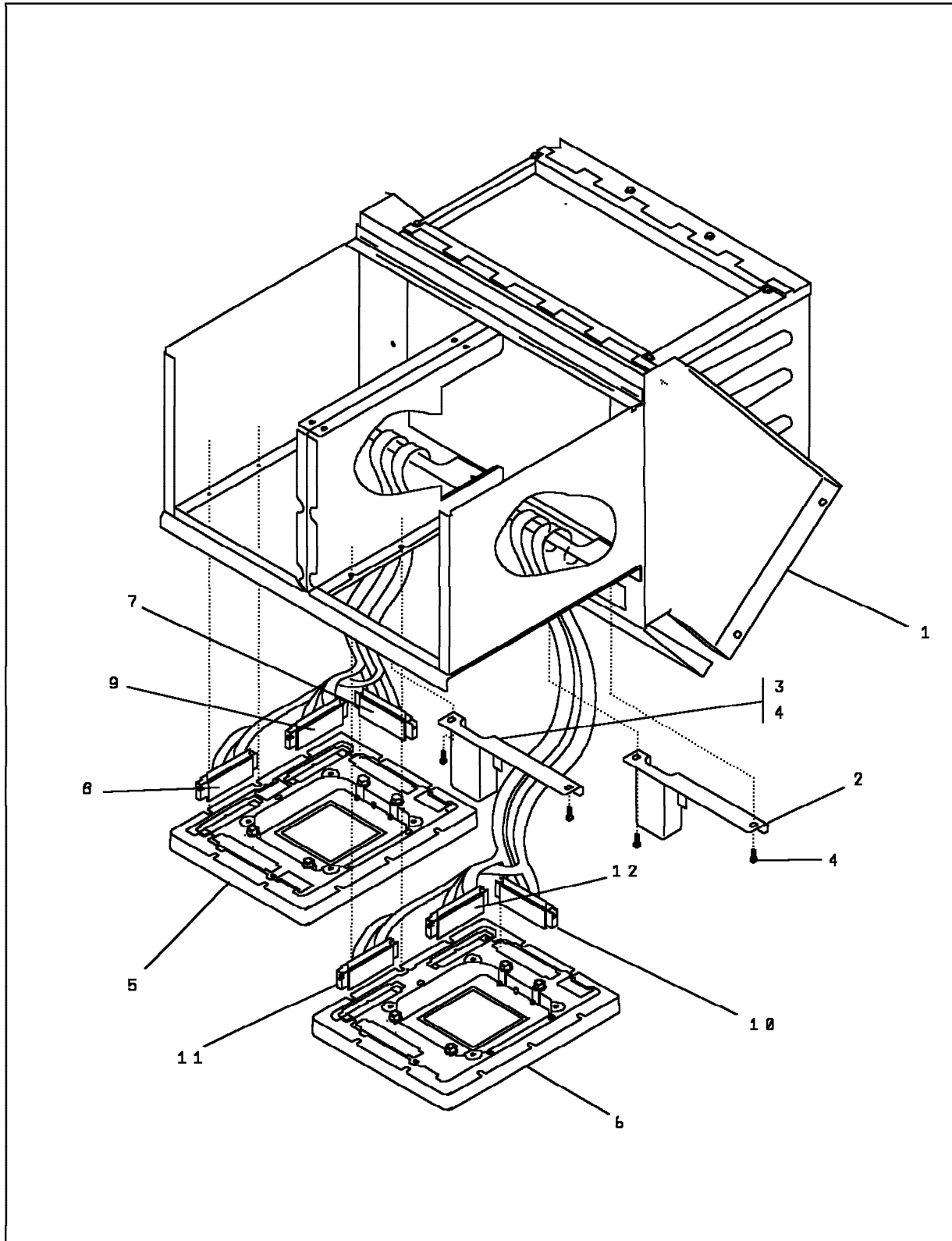
Asm-Index	Part Number	Units	Description
15-	6495989	REF	Rack Scanner Assembly (TSSB Board), Frame 01, For next higher ASM, see ASM 6-6 on page 13.
-	6495990	REF	Rack Scanner Assembly (TSST Board), Frame 01, For next higher ASM, see ASM 6-6 on page 13.
-	6495689	REF	Rack Scanner Assembly (TSSB Board), Frame 02, Front, For next higher ASM, see ASM 25-7 on page 51.
-	58X9292	REF	Rack Scanner Assembly (TSSB Board), Frame 03, For next higher ASM, see ASM 26-3 on page 53.
-	58X9293	REF	Rack Scanner Assembly (TSSB Board), Frame 02, Rear, For next higher ASM, see ASM 24-10 on page 49.
-1	6495943	1	• Bracket
-2	NONE	1	• Power Printed Circuit
-2A	6495944	8	• Retainer
-2B	6495733	4	• Bus Bar
-2C	2665747	16	• Washer
-2D	1621197	16	• Screw,Pan HD- M4 X 6 LG
-2E	6495948	4	• Bus Bar
-3	1621156	10	• Screw,Pan HD- M3 X 14 LG
-4	6495942	1	• Gate Scanner Assembly, Used with TSSB Board.
-4	6495982	1	• Gate Scanner Assembly, Used with TSST Board.
-5	1953318	10	• Screw,PKG-MTG- M3.5 X 26 LG
-6	1621188	8	• Screw,Pan HD- M3.5 X 30 LG
-7	NONE	1	• Board Assembly
-8	6495730	1	• Gate Scanner
-9	61F4511	12	• Screw,Hex Flange- M4 X 10 LG
-10	61F4511	2	• Screw,Hex Flange- M4 X 10 LG
-11	65X8868	2	• Spacer
-12	65X8867	2	• Spacer
-13	1621181	AR	• Screw,Pan HD- M3.5 X 6 LG
-14	1621197	2	• Screw,Pan HD- M4 X 6 LG
-15	65X8875	2	• Gasket
-16	65X8876	2	• Gasket Used in ASM 6495689, 58X9292 and 58X9293.
-16	65X8876	1	• Gasket Used in ASM 6495989 and 6495990.
-16	11F5475	1	• Gasket Used in ASM 6495989 and 6495990.
-17	4233703	1	• Raceway

**Assembly 16: Frame 01: CCU Asm, Models 210, 21A, 410, and 41A
(Part 1 of 2)**



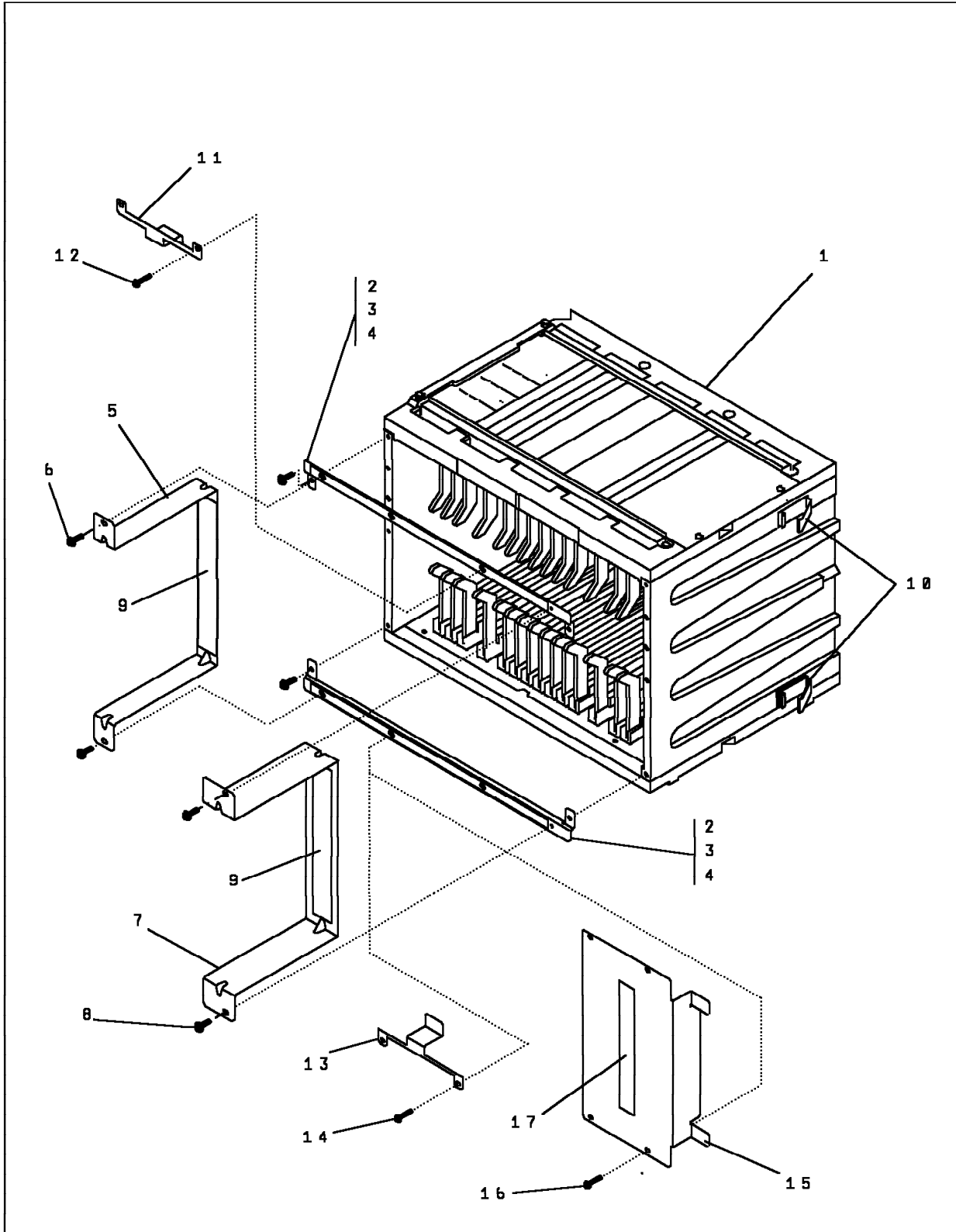
Asm- Index	Part Number	Units	Description
16-	NONE	REF	Frame 01: CCU Assembly, Models 210, 21A, 410, and 41A (Part 1 of 2)
-	6495926	REF	• CCU Duplex Assembly, For next higher ASM, see ASM 7-26 on page 15.
-	6495659	REF	• CCU Simplex Assembly, For next higher ASM, see ASM 7-26 on page 15.
-1	6495736	REF	• • Gate, Frame
-2	6495737	1	• • Bracket, Used only in CCU Simplex.
-3	2665527	AR	• • Screw,Thrd roll, Hex Wshr- M4 X 10 LG
-4	11F5506	1	• • Gate SAC Assembly
-5	03F4352	1	• • General Label
-6	6495738	2	• • Bracket
-7	6495739	1	• • Bracket Dummy, Used only in CCU Duplex.
-8	03F7768	1	• • Bracket Dummy
-9	11F5498	1	• • Label

Assembly 17: Frame 01: CCU Asm, Models 210, 21A, 410, and 41A (Part 2 of 2)



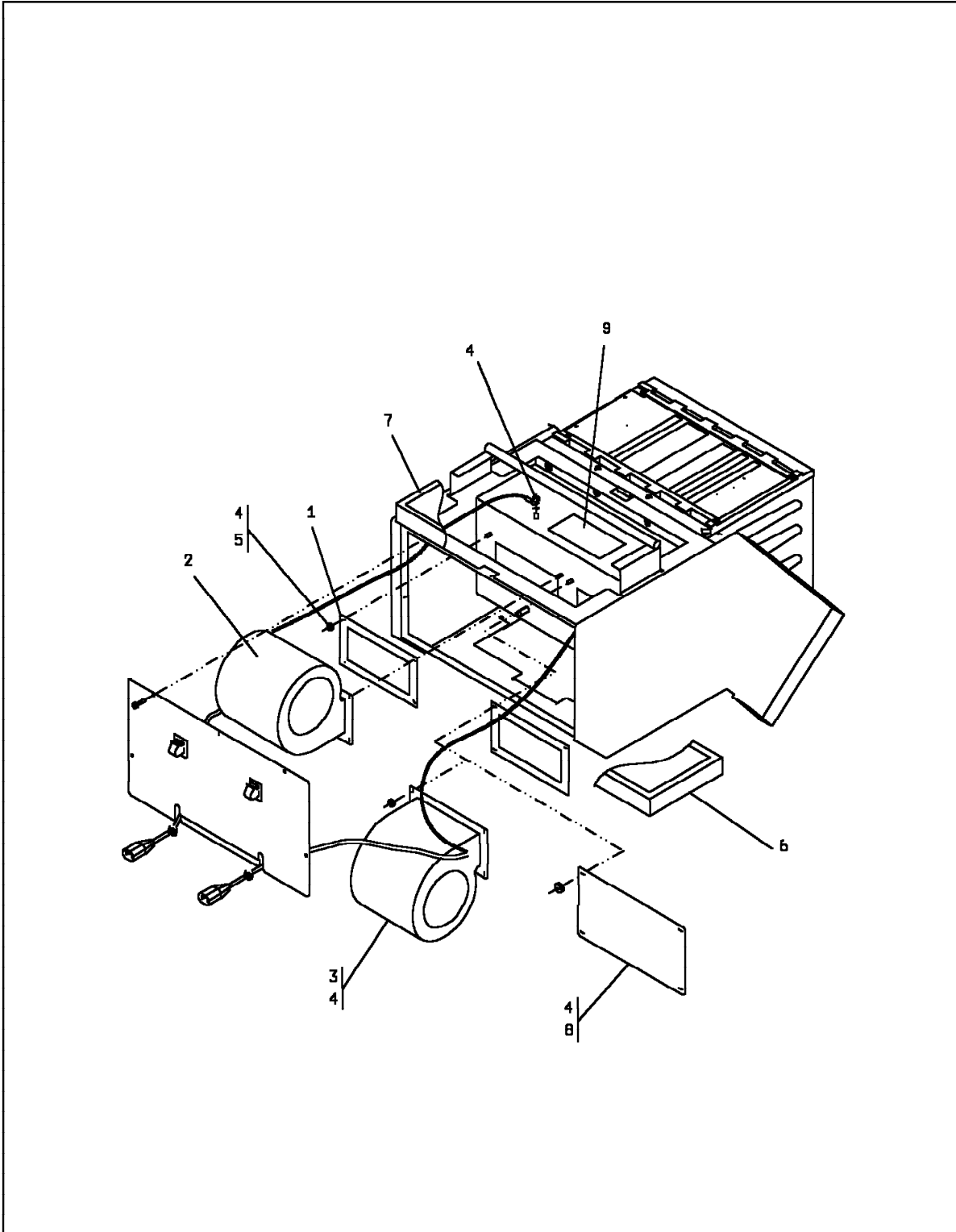
Asm-Index	Part Number	Units	Description
17-	NONE	REF	Frame 01: CCU Assembly, Models 210, 21A, 410, and 41A (Part 2 of 2)
-	6495926	REF	• CCU Duplex Assembly, For next higher ASM, see ASM 7-26 on page 15.
-	6495659	REF	• CCU Simplex Assembly, For next higher ASM, see ASM 7-26 on page 15.
-1	NONE	1	• • Gate, For detailed breakdown, see "Assembly 16: Frame 01: CCU Asm, Models 210, 21A, 410, and 41A (Part 1 of 2)" on page 32.
-2	6495849	1	• • Bracket, Used only with CCU Duplex.
-3	6495849	1	• • Bracket
-4	2665527	AR	• • Screw,Thrd roll, Hex Wshr- M4 X 10 LG
-5	NONE	1	• • Board Assembly
-6	NONE	1	• • Board Assembly, Used only with CCU Duplex.
-7	03F4388	1	• • Cable Assembly
-8	03F4389	1	• • Cable Assembly
-9	03F4426	1	• • Cable Assembly
-10	03F4394	1	• • Cable Assembly, Used only with CCU Duplex.
-11	03F4395	1	• • Cable Assembly, Used only with CCU Duplex.
-12	03F4427	1	• • Cable Assembly, Used only with CCU Duplex.

Assembly 18: Frame 01: CCU Asm, Models 310, 31A, 610, and 61A (Part 1 of 2)



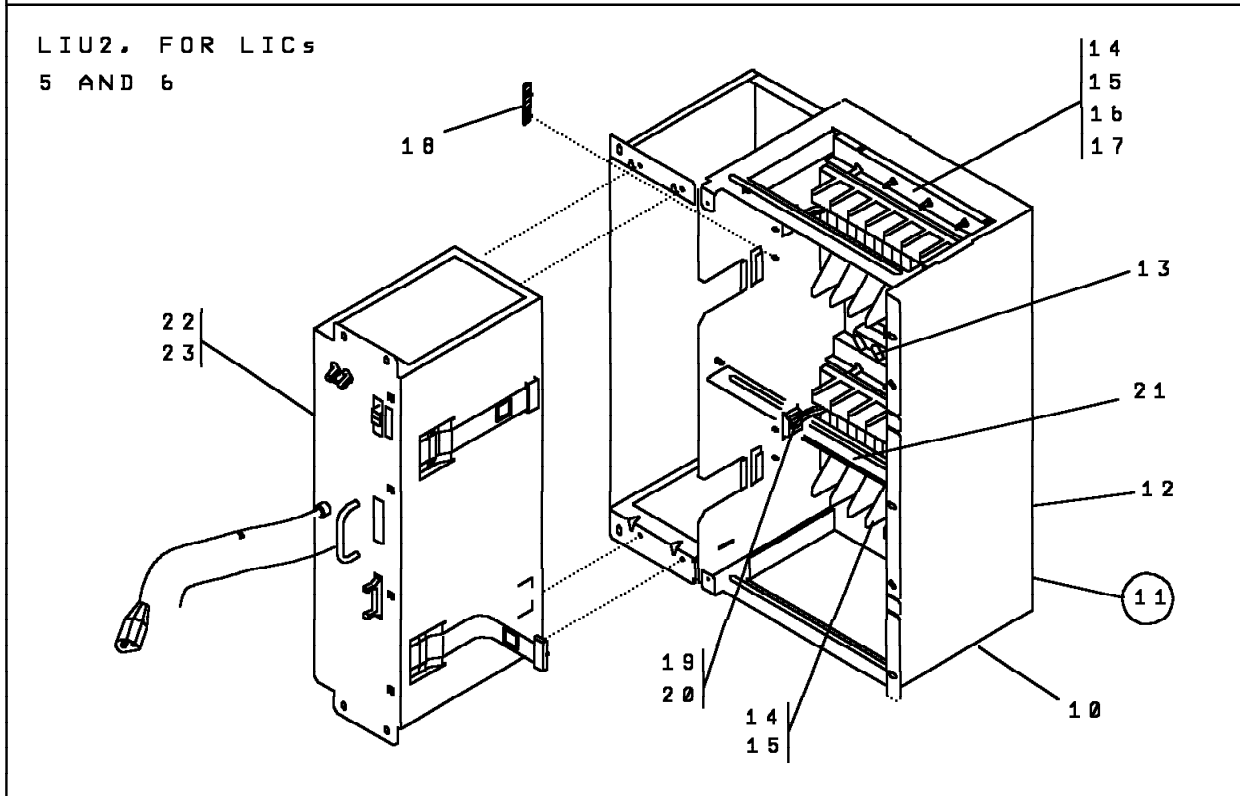
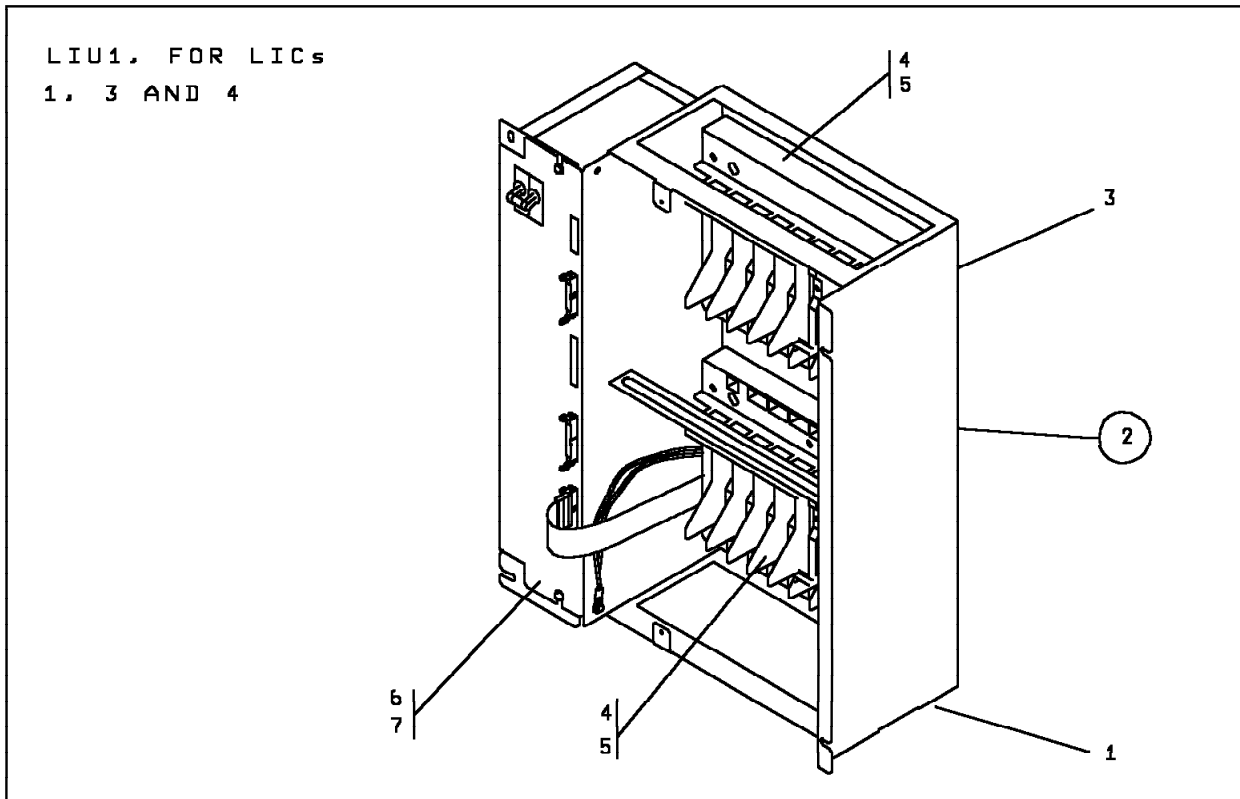
Asm- Index	Part Number	Units	Description
18-	NONE	REF	Frame 01: CCU Assembly, Models 310, 31A, 610, and 61A (Part 1 of 2)
-	34F1392	REF	• CCU Duplex Assembly, For next higher ASM, see ASM 8-1 on page 17.
-	34F1391	REF	• CCU Simplex Assembly, For next higher ASM, see ASM 8-1 on page 17.
-1	71F9568	REF	• • Gate, Frame
-2	34F1360	2	• • Bracket
-3	61F4511	4	• • Screw,Hex Flange -M4 X 10 LG
-4	34F1366	2	• • Label
-5	34F1363	1	• • Bracket, dummy Cassette Not Used in CCU Simplex.
-6	61F4511	2	• • Screw,Hex Flange -M4 X 10 LG
-7	34F1362	1	• • Bracket, dummy Cassette
-8	61F4511	2	• • Screw,Hex Flange -M4 X 10 LG
-9	34F1289	2	• • Label
-10	34F1295	4	• • Clamp
-11	61F4485	1	• • Bracket Used Only in CCU Duplex
-12	61F4511	2	• • Screw,Hex Flange -M4 X 10 LG
-13	61F4486	1	• • Bracket Used Only in CCU Duplex
-14	61F4511	2	• • Screw,Hex Flange -M4 X 10 LG
-15	34F1361	1	• • Bracket Used Only in CCU Simplex
-16	61F4511	4	• • Screw,Hex Flange -M4 X 10 LG
-17	34F1289	1	• • Label

**Assembly 19: Frame 01: CCU Asm, Models 310, 31A, 610, and 61A
(Part 2 of 2)**



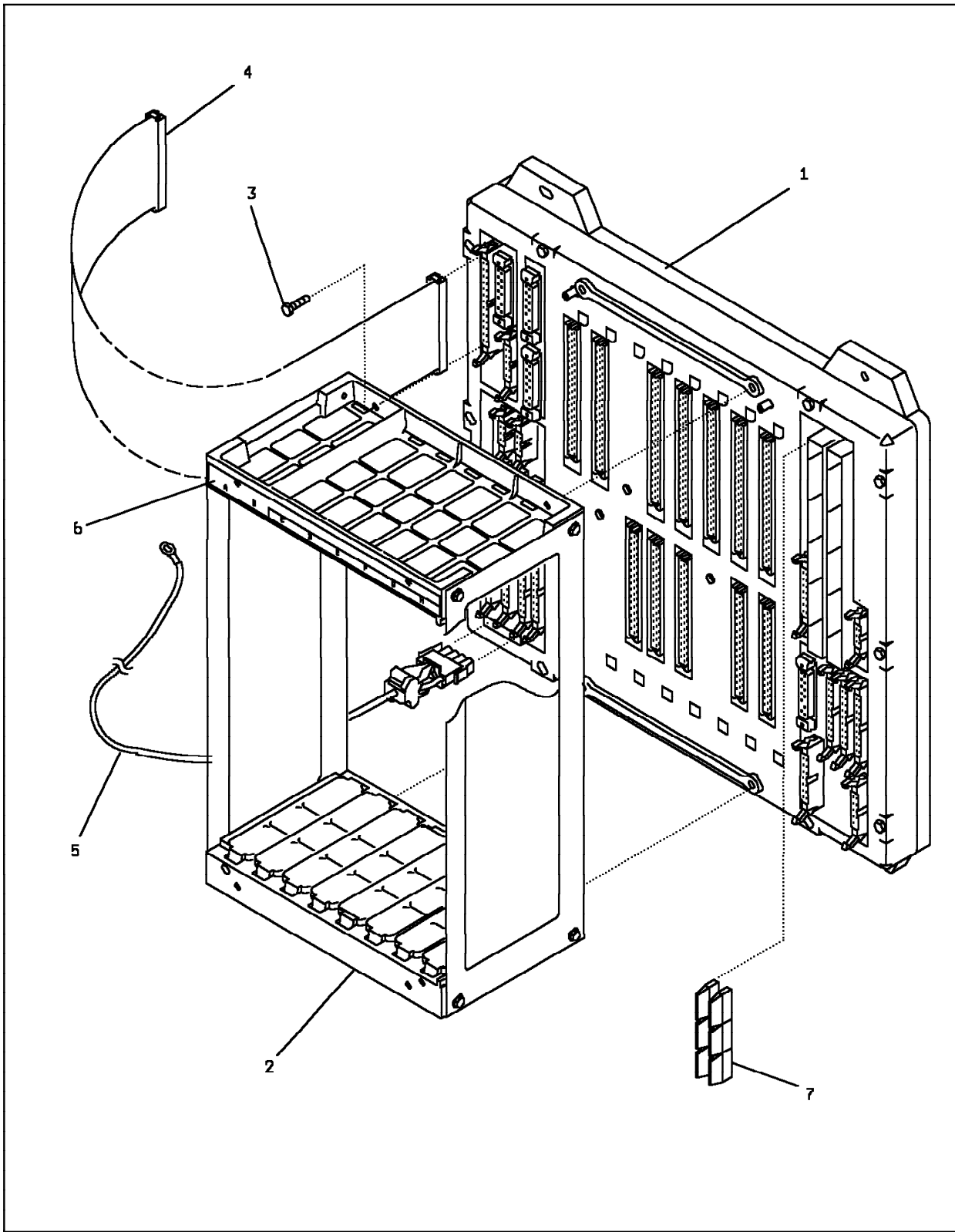
Asm-Index	Part Number	Units	Description
19-	NONE	REF	Frame 01: CCU Assembly, Models 310, 31A, 610, and 61A (Part 2 of 2)
-	34F1392	REF	• CCU Duplex Assembly, For next higher ASM, see ASM 8-1 on page 17.
-	34F1391	REF	• CCU Simplex Assembly, For next higher ASM, see ASM 8-1 on page 17.
-1	58X9273	2	• • Pad
-2	61F4494	1	• • Blower
-3	61F4494	1	• • Blower Used only with CCU Duplex.
-4	1622419	AR	• • Nut
-5	1622348	1	• • Lockwasher
-6	58X9295	1	• • Filter
-7	58X9296	1	• • Filter
-8	34F1290	1	• • Plate Used only in CCU Simplex
-9	76F8675	1	• • Label

Assembly 20: LIC Units Assembly



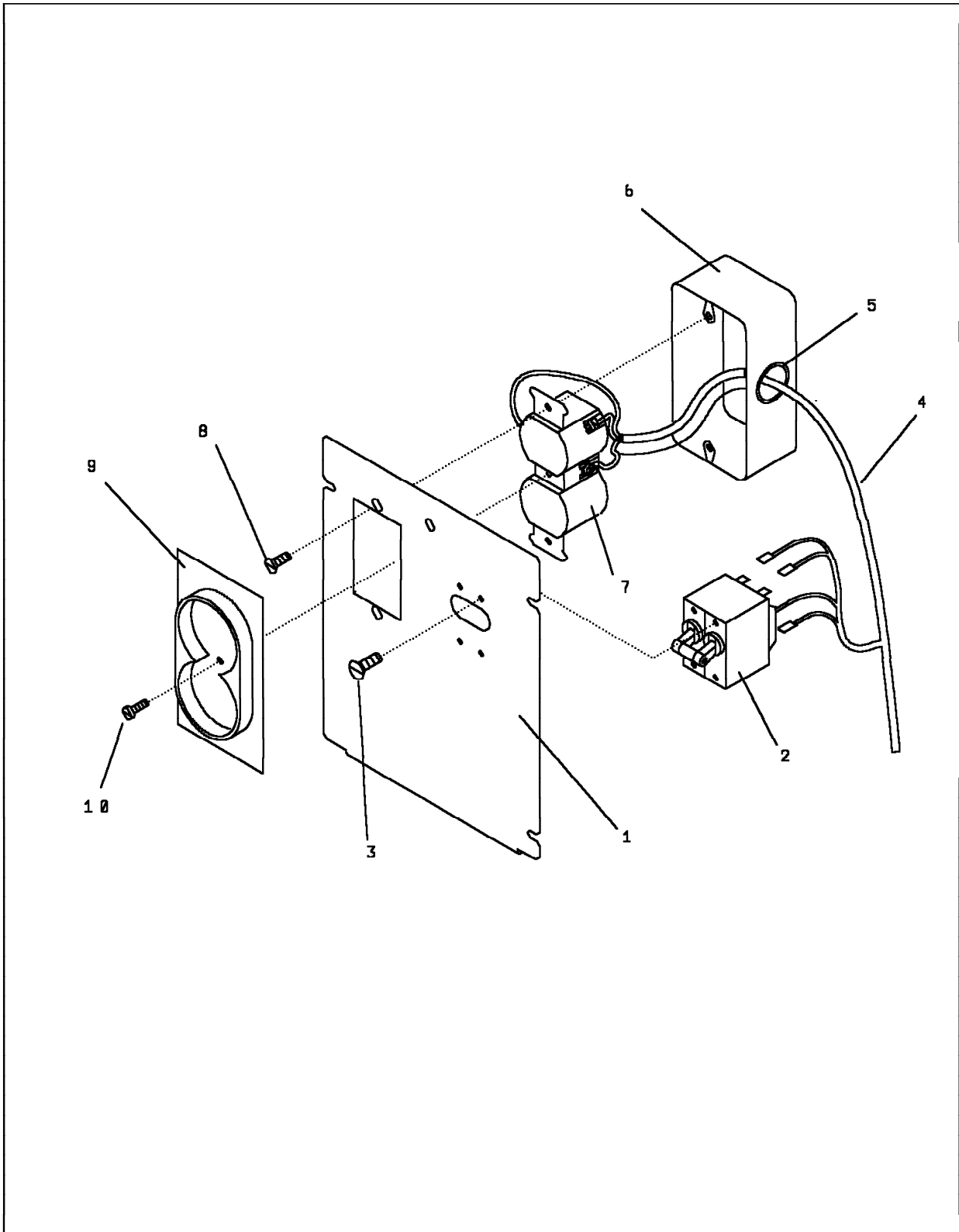
Asm-Index	Part Number	Units	Description
20-	NONE	REF	LIC Units Assembly
-1	65X8961	REF	<ul style="list-style-type: none"> • LIC Unit Assembly, LIU1, For next higher ASM, see ASM 7-8 on page 15, and ASM 28-3 on page 57.
-2	6495984	1	<ul style="list-style-type: none"> • • Chassis Assembly
-3	6495813	1	<ul style="list-style-type: none"> • • • Chassis, Frame
-4	6495947	2	<ul style="list-style-type: none"> • • • LIC Board and Stiffener Assembly
-5	2665527	8	<ul style="list-style-type: none"> • • • Screw, Thread Rolling, Hex Wshr- M4 X 10 LG
-6	6495674	1	<ul style="list-style-type: none"> • • Power Supply Assembly
-7	2665528	2	<ul style="list-style-type: none"> • • Screw, Thrd roll, Hex Wshr- M5 X 10 LG
-10	65X8437	REF	<ul style="list-style-type: none"> • LIC Unit Assembly, LIU2, For next higher ASM, see ASM 7-13 on page 15, and ASM 27-8 on page 55.
-11	65X8438	1	<ul style="list-style-type: none"> • • Chassis Assembly
-12	65X8402	1	<ul style="list-style-type: none"> • • • Chassis, Frame
-13	65X8455	36	<ul style="list-style-type: none"> • • • Contact EMI/RFI Grounding
-14	65X8439	2	<ul style="list-style-type: none"> • • • LIC Board and Stiffener Assembly
-15	2665522	8	<ul style="list-style-type: none"> • • • Screw
-16	26F1749	2	<ul style="list-style-type: none"> • • • Ground Bracket
-17	26F1750	AR	<ul style="list-style-type: none"> • • • Gasket
-18	65X8421	2	<ul style="list-style-type: none"> • • • Shielding Strip
-19	1621309	2	<ul style="list-style-type: none"> • • • Screw, Flat HD- M4 X 10 LG
-20	1622346	2	<ul style="list-style-type: none"> • • • Lockwasher, Ext, M4
-21	03F4320	1	<ul style="list-style-type: none"> • • • Label
-22	65X8400	1	<ul style="list-style-type: none"> • • Power Supply Assembly
-23	2665528	4	<ul style="list-style-type: none"> • • Screw, Thrd roll, Hex Wshr- M5 X 10 LG

Assembly 21: Frame 01: MOSS Board Assembly



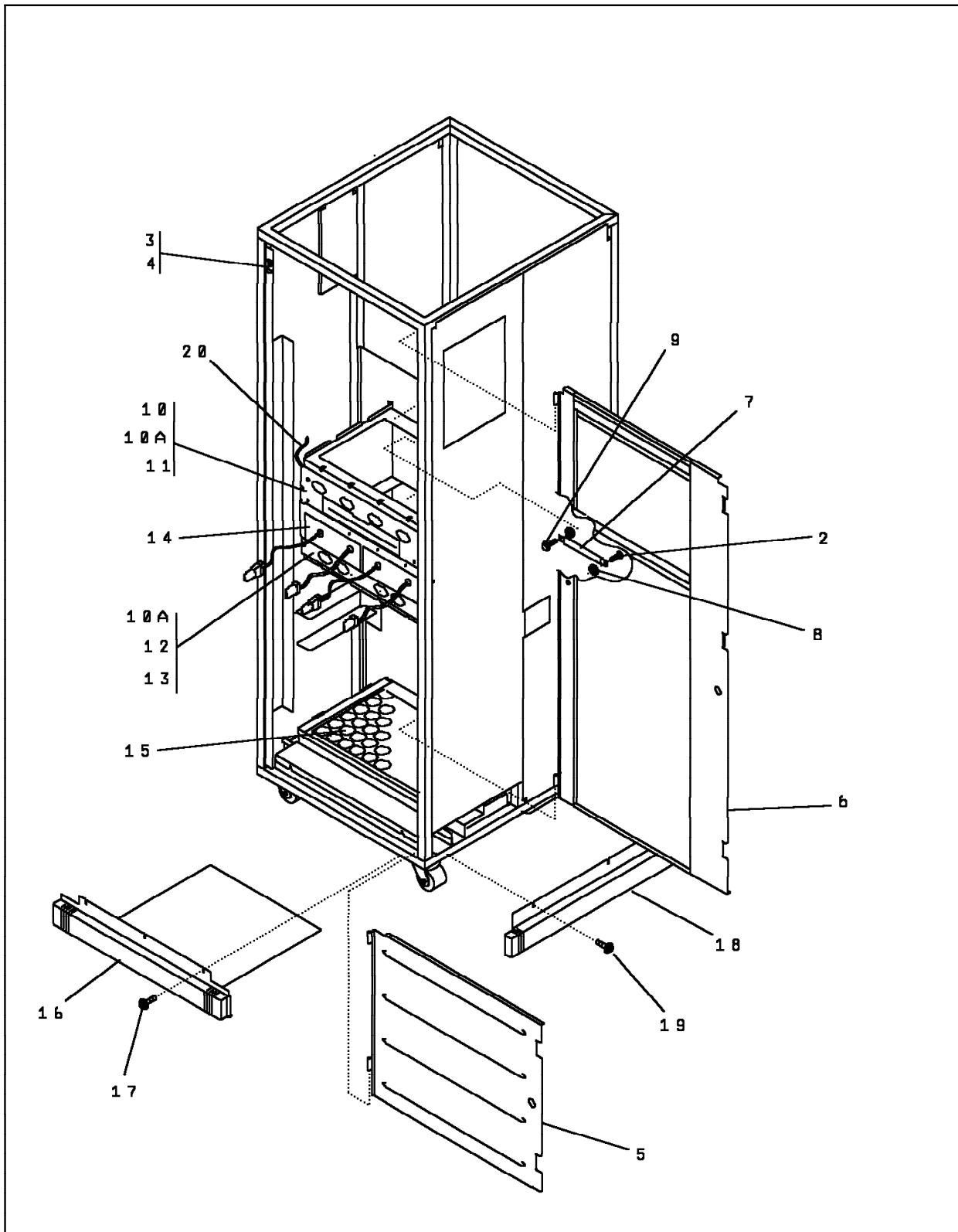
Asm- Index	Part Number	Units	Description
21-	6495663	1	MOSS Board Assembly, For models 210,310,410, and 610 For next higher ASM, see ASM 7-1 on page 15.
-	05G2611	1	MOSS Board Assembly, For models 21A,31A,41A, and 61A For next higher ASM, see ASM 7-1 on page 15.
-1	NONE	1	• Stiffener Board Assembly
-2	6495746	1	• Chassis Assembly
-3	1621513	4	• Screw,Socket HD- M4 X 20 LG
-4	6496044	1	• Cable Assembly, PS2 to MOSS
-5	6496040	1	• Cable ASM, Bus Bar to MOSS Board
-6	03F4321	1	• Label
-7	868139	6	• Dummy Connector

Assembly 22: Frame 01, Convenience Outlet Assembly



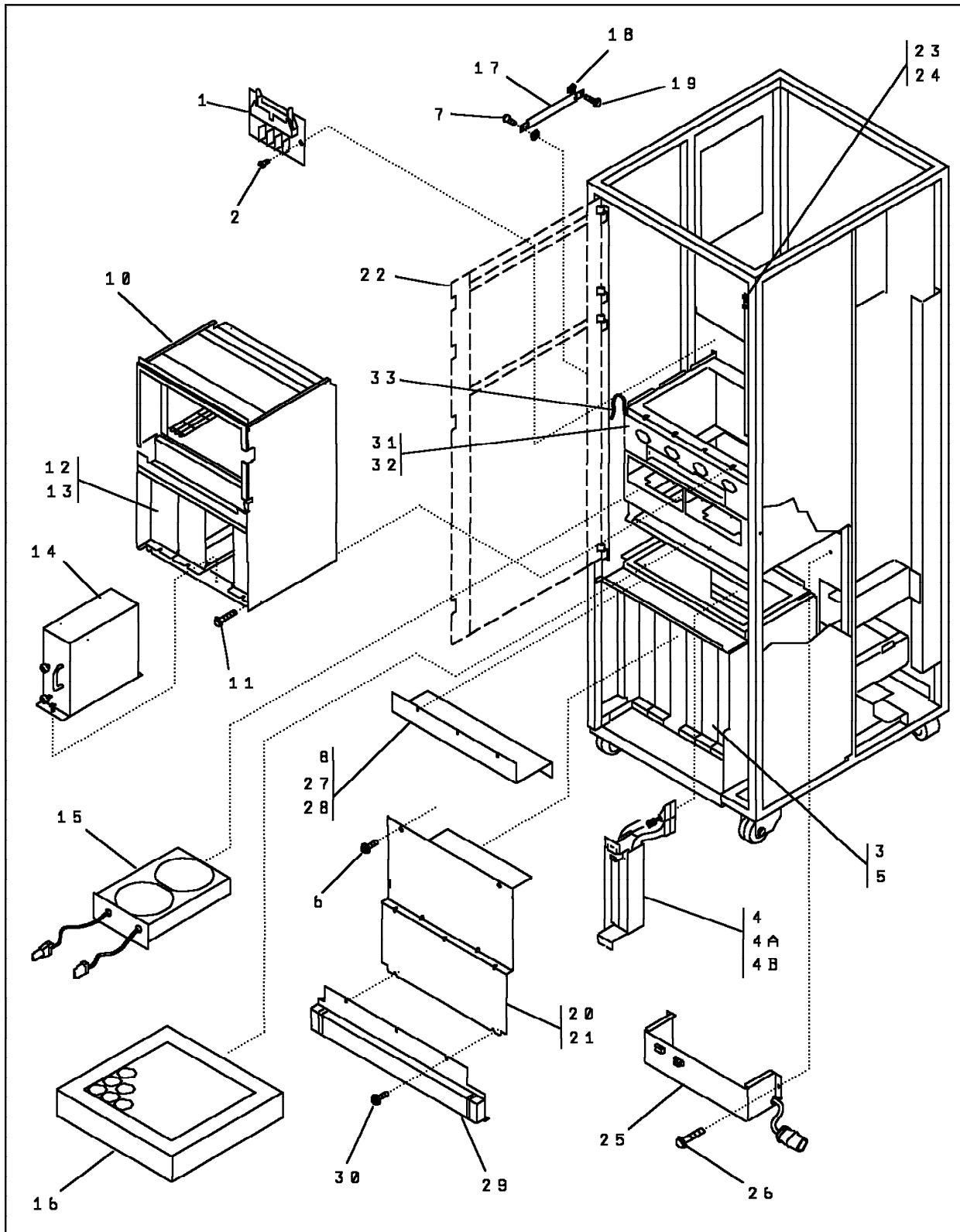
Asm- Index	Part Number	Units	Description
22-	6495781	REF	Convenience Outlet ASM, 50/60 HZ 220 V
-	58X9278	REF	Convenience Outlet ASM, 60 HZ 117 V, Used only for USA and Canada.
-	58X9279	REF	Convenience Outlet ASM, 50/60 HZ 100 V, Used only for Japan. For next higher ASM, see ASM 10-16 on page 21.
-1	6495770	1	• Bracket
-2	5518550	1	• Circuit Protector
-3	10170	4	• Screw,Slot Bind HD- 6/32 X 0.250 LG
-4	6495968	1	• Cable Assembly, Used only in ASM 6495781.
-4	6495777	1	• Cable Assembly
-5	6163094	1	• Bushing
-6	194355	1	• Box
-7	418835	1	• Receptacle, 220 V
-7	357995	1	• Receptacle, 117 V
-8	316807	2	• Screw,Flat HD- 6-32 X 0.375 LG
-9	2502115	1	• Outlet
-10	81693	1	• Screw,Bind HD- 6-32 X 0.375 LG

Assembly 23: Frame 02: Final Assembly (Part 1 of 3), Front View



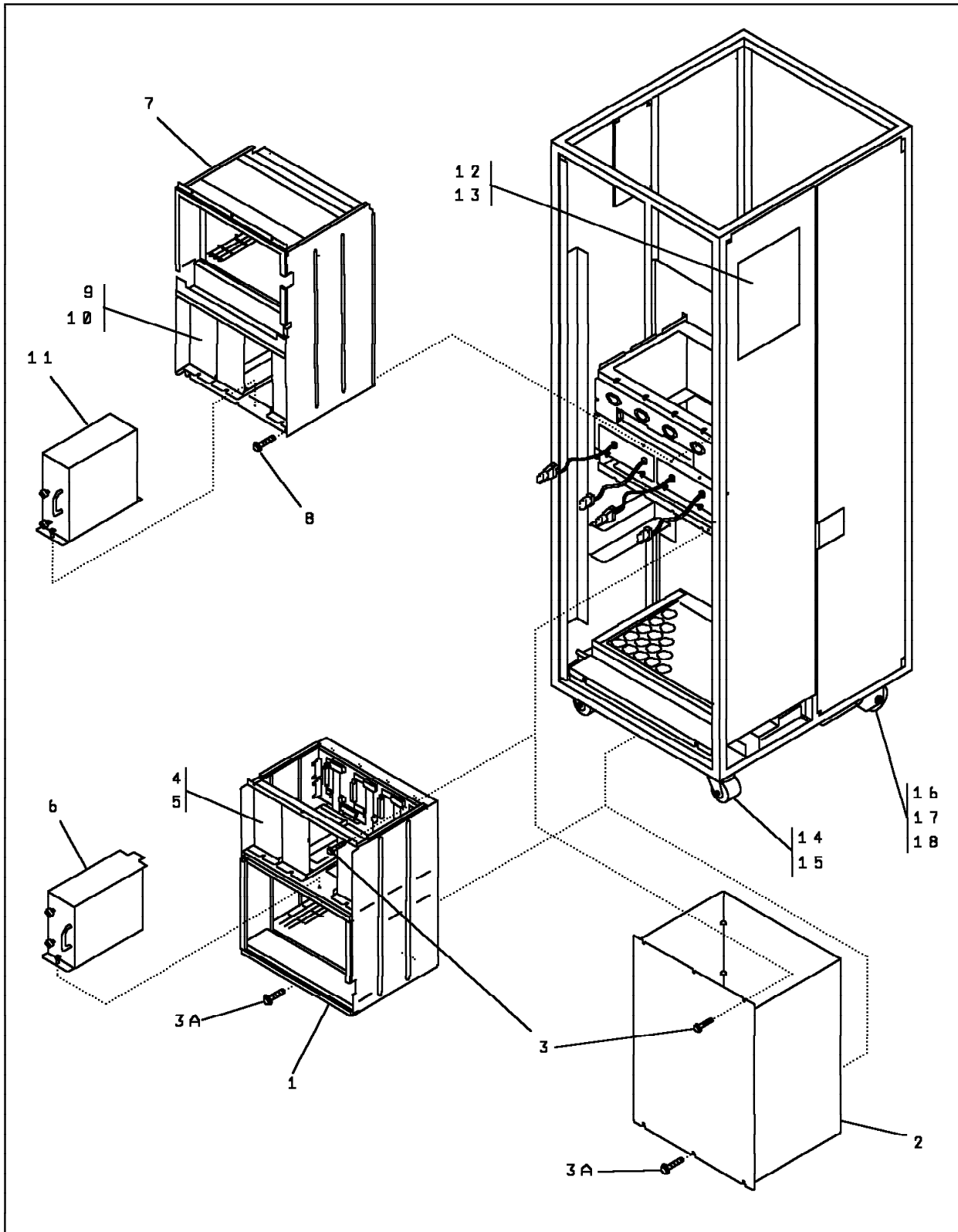
Asm- Index	Part Number	Units	Description
23-	NONE	REF	Frame 02: Final Assembly (Part 1 of 3)
-2	61F4511	1	• Screw,Hex Flange- M4 X 10 LG
-3	6496092	5	• Bracket
-4	2665527	5	• Screw,Thread Rolling, Hex Wshr- M4 X 10 LG
-5	6495840	1	• Shield
-6	03F4476	1	• Shield
-7	4802949	1	• Jumper Assembly
-8	1622346	2	• Lockwasher,Ext,M4
-9	2665527	2	• Screw,Thread Rolling, Hex Wshr- M4 X 10 LG
-10	6495805	1	• AC/DC Distribution Scanner
-10A	11F5508	1	• • Label, for Cable Address
-11	2665527	2	• Screw,Thread Rolling, Hex Wshr- M4 X 10 LG
-12	6495807	1	• AC Distribution Channel
-13	2665527	2	• Screw,Thread Rolling, Hex Wshr- M4 X 10 LG
-14	6495904	2	• Cooling Unit Assembly
-15	58X9296	1	• Air Filter
-16	65X8886	1	• Ground Plate Assembly
-17	2665527	3	• Screw,Thread Rolling, Hex Wshr- M4 X 10 LG
-18	65X8885	1	• Ground Plate Assembly
-19	2665527	3	• Screw,Thread Rolling, Hex Wshr- M4 X 10 LG
-20	6495912	1	• Cable Assembly, AFD

Assembly 24: Frame 02: Final Assembly (Part 2 of 3), Rear View



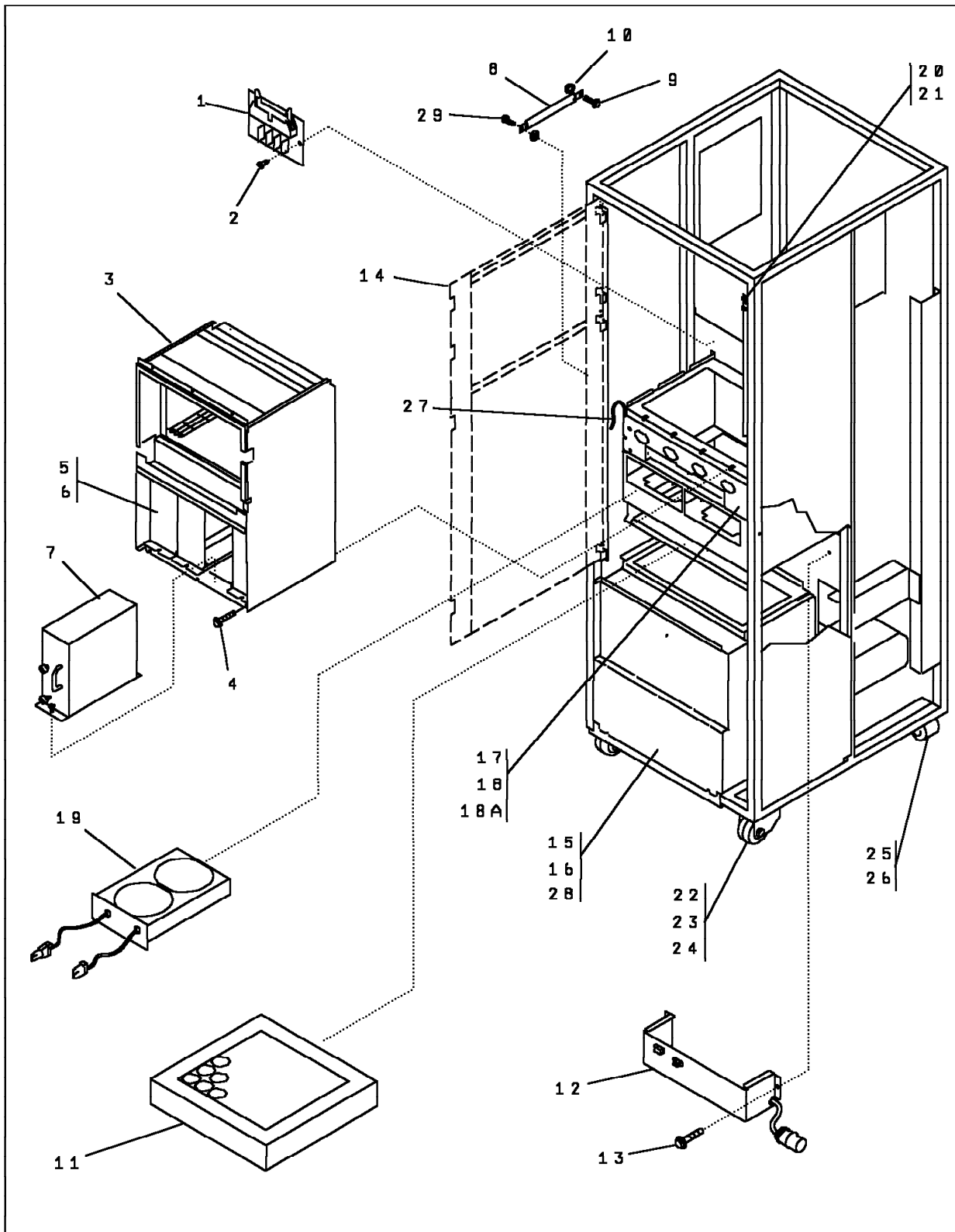
Asm- Index	Part Number	Units	Description
24-	NONE	REF	Frame 02: Final Assembly (Part 2 of 3)
-1	NONE	1	• Power Bus Terminator
-2	61F4511	2	• Screw,Hex Flange- M4 X 10 LG
-3	6496096	AR	• Bracket, Dummy Tailgate
-4	11F6750	AR	• Tailgate Channel Assembly
-4	6495821	AR	• Tailgate Channel Assembly, used only for Domestic
-4A	6495694	1	• Bracket, used only for Domestic
-4B	1727465	1	• Screw, used only for Domestic
-5	2665527	AR	• Screw,Thread Rolling, Hex Wshr- M4 X 10 LG
-6	61F4511	2	• Screw,Hex Flange-M4 X 10 LG
-7	61F4511	1	• Screw,Hex Flange-M4 X 10 LG
-8	61F4511	3	• Screw,Hex Flange-M4 X 10 LG
-10	58X9293	1	• Rack Scanner Assembly, For detailed breakdown, see "Assembly 15: Rack Scanner Assembly" on page 30.
-11	2665528	6	• Screw,Thread Rolling, Hex Wshr- M5 X 10 LG
-12	58X9377	AR	• Bracket, Dummy Power Supply
-13	61F4511	4	• Screw,Hex Flange-M4 X 10 LG
-14	6495672	AR	• Power Supply Assembly, Scanner
-15	6495904	2	• Cooling Unit Assembly
-16	58X9296	1	• Air Filter
-17	4802949	1	• Jumper Assembly
-18	1622346	2	• Lockwasher,Ext,M4
-19	2665527	2	• Screw,Thread Rolling, Hex Wshr- M4 X 10 LG
-20	6496095	1	• Shield
-21	2665527	4	• Screw,Thread Rolling, Hex Wshr- M4 X 10 LG
-22	03F4477	1	• Shield
-23	6496092	3	• Bracket
-24	2665527	3	• Screw,Thread Rolling, Hex Wshr- M4 X 10 LG
-25	6495975	1	• AC/DC Distribution Box Assembly
-26	2665528	2	• Screw,Thread Rolling, Hex Wshr- M5 X 10 LG
-27	65X8890	1	• Cover
-28	2665527	6	• Screw,Thread Rolling, Hex Wshr- M4 X 10 LG
-29	03F4390	1	• Ground Plate Assembly
-30	2665528	3	• Screw,Thread Rolling, Hex Wshr- M5 X 10 LG
-31	6495805	1	• AC/DC Distribution Scanner
-32	2665527	2	• Screw,Thread Rolling, Hex Wshr- M4 X 10 LG
-33	6495913	1	• Cable Assembly, AFD

Assembly 25: Frame 02: Final Assembly (Part 3 of 3), Front View



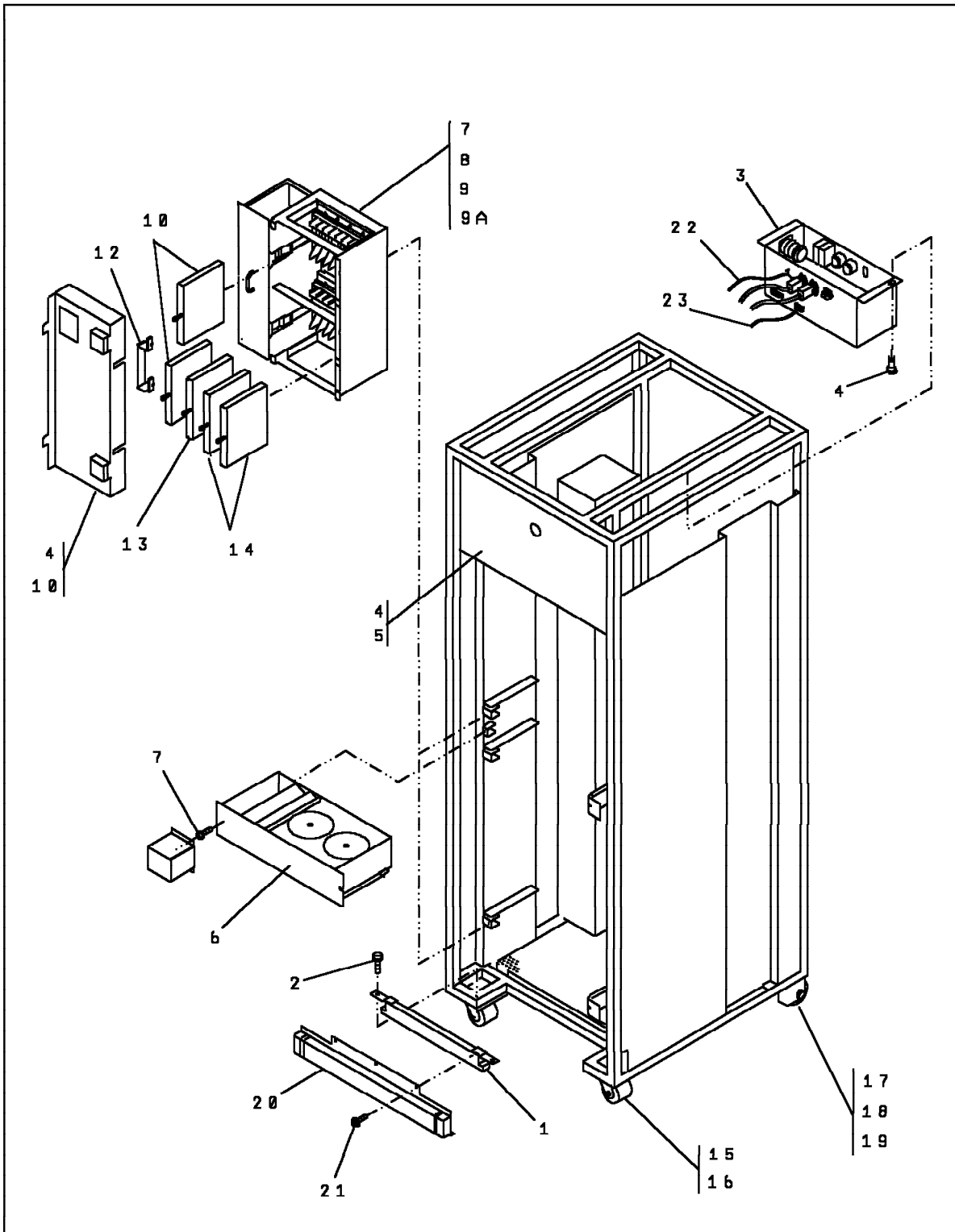
Asm- Index	Part Number	Units	Description
25-	NONE	REF	Frame 02: Final Assembly (Part 3 of 3)
-1	6495991	1	<ul style="list-style-type: none"> • Rack Channel Assembly, For detailed breakdown, see "Assembly 14: Rack Channel Assembly" on page 28.
-2	58X9314	2	<ul style="list-style-type: none"> • Gate, Used only when Rack Channel is not mounted.
-3	2665528	3	<ul style="list-style-type: none"> • Screw,Thread Rolling, Hex Wshr- M5 X 10 LG
-3A	61F4513	4	<ul style="list-style-type: none"> • Screw,Hex Flange- M5
-4	58X9376	AR	<ul style="list-style-type: none"> • Bracket, Dummy Power Supply
-5	61F4511	4	<ul style="list-style-type: none"> • Screw,Hex Flange-M4 X 10 LG
-6	6495670	AR	<ul style="list-style-type: none"> • Power Supply Assembly, Channel
-7	6495689	1	<ul style="list-style-type: none"> • Rack Scanner Assembly, For detailed breakdown, see "Assembly 15: Rack Scanner Assembly" on page 30.
-8	2665528	6	<ul style="list-style-type: none"> • Screw,Thread Rolling, Hex Wshr- M5 X 10 LG
-9	58X9377	AR	<ul style="list-style-type: none"> • Bracket, Dummy Power Supply
-10	61F4511	4	<ul style="list-style-type: none"> • Screw,Hex Flange-M4 X 10 LG
-11	6495672	AR	<ul style="list-style-type: none"> • Power Supply Assembly, Scanner
-12	6496094	1	<ul style="list-style-type: none"> • Plate
-13	2665527	2	<ul style="list-style-type: none"> • Screw,Thread Rolling, Hex Wshr- M4 X 10 LG
-14	03F4367	2	<ul style="list-style-type: none"> • Caster
-15	358848	2	<ul style="list-style-type: none"> • Nut
-16	6495910	2	<ul style="list-style-type: none"> • Caster
-17	6495909	2	<ul style="list-style-type: none"> • Axle
-18	1126842	4	<ul style="list-style-type: none"> • Clip

Assembly 26: Frame 03: Final Assembly, Rear View



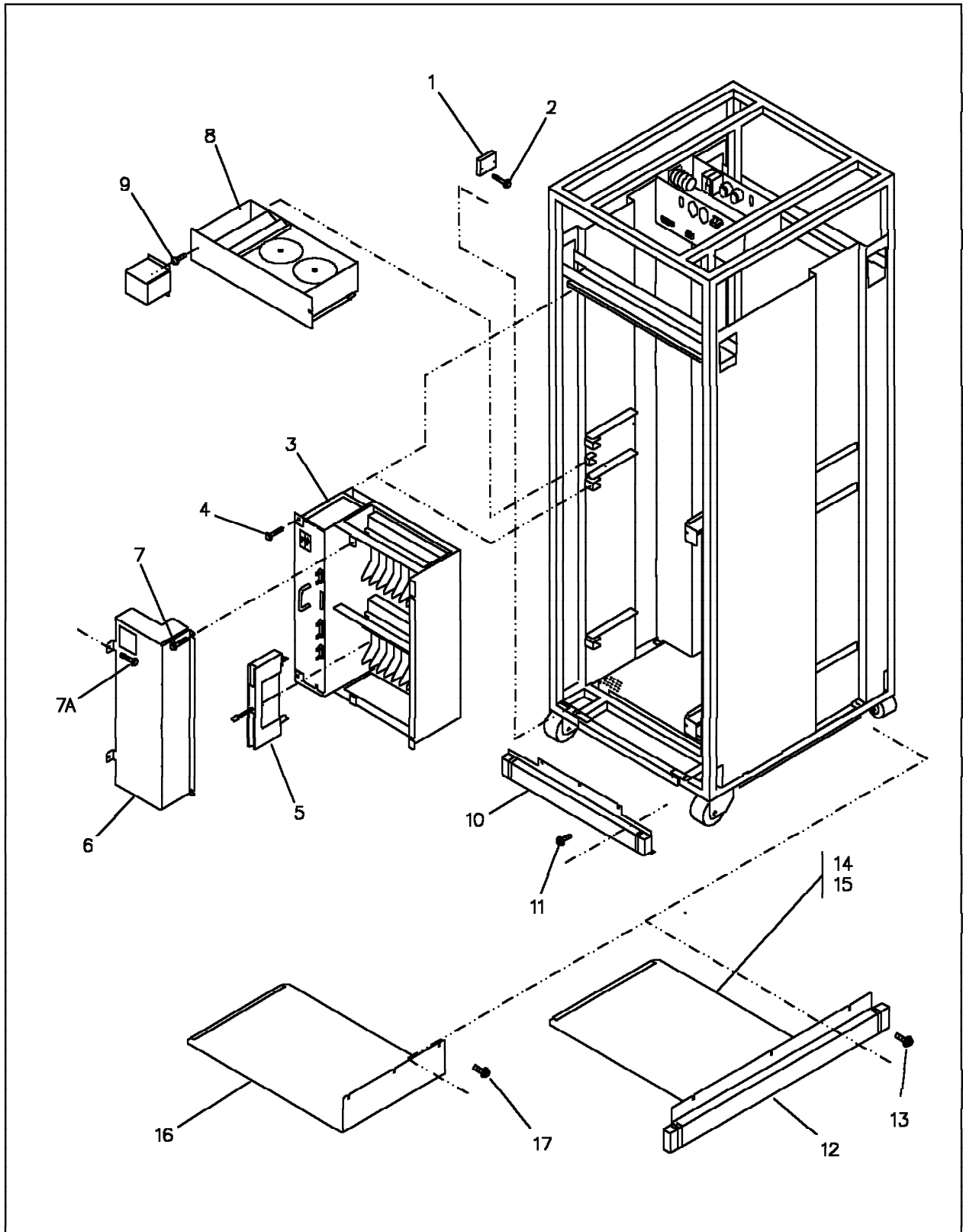
Asm- Index	Part Number	Units	Description
26-	NONE	REF	Frame 03: Final Assembly
-1	NONE	1	• Power Bus Terminator
-2	61F4511	2	• Screw,Hex Flange-M4 X 10 LG
-3	58X9292	1	• Rack Scanner Assembly, For detailed breakdown, see "Assembly 15: Rack Scanner Assembly" on page 30.
-4	2665528	6	• Screw,Thread Rolling, Hex Wshr- M5 X 10 LG
-5	58X9377	AR	• Bracket, Dummy Power Supply
-6	61F4511	4	• Screw,Hex Flange-M4 X 10 LG
-7	6495672	AR	• Power Supply Assembly, Scanner
-8	4802949	1	• Jumper Assembly
-9	2665527	1	• Screw,Thread Rolling, Hex Wshr- M4 X 10 LG
-10	1622346	2	• Lockwasher,Ext,M4
-11	58X9296	1	• Air Filter
-12	58X9265	1	• AC/DC Distribution Box
-13	2665528	2	• Screw,Thread Rolling, Hex Wshr- M5 X 10 LG
-14	03F4477	1	• Shield
-15	6496095	1	• Shield
-16	2665527	2	• Screw,Thread Rolling, Hex Wshr- M4 X 10 LG
-17	2665527	2	• Screw,Thread Rolling, Hex Wshr- M4 X 10 LG
-18	6495805	1	• AC/DC Distribution Scanner Assembly
-18A	11F5508	1	• • Label, for Cable Address
-19	6495904	2	• Cooling Unit Assembly
-20	6496092	3	• Bracket
-21	2665527	3	• Screw,Thread Rolling, Hex Wshr- M4 X 10 LG
-22	6495910	2	• Caster
-23	6495909	2	• Axle
-24	1126842	4	• Clip
-25	5888662	2	• Caster
-26	358848	2	• Nut
-27	6495914	1	• Cable Assembly, AFD
-28	61F4511	2	• Screw,Hex Flange-M4 X 10 LG
-29	61F4511	1	• Screw,Hex Flange-M4 X 10 LG

Assembly 27: Frames 04, 05 and 06: Final Assembly (Part 1 of 2), Front View



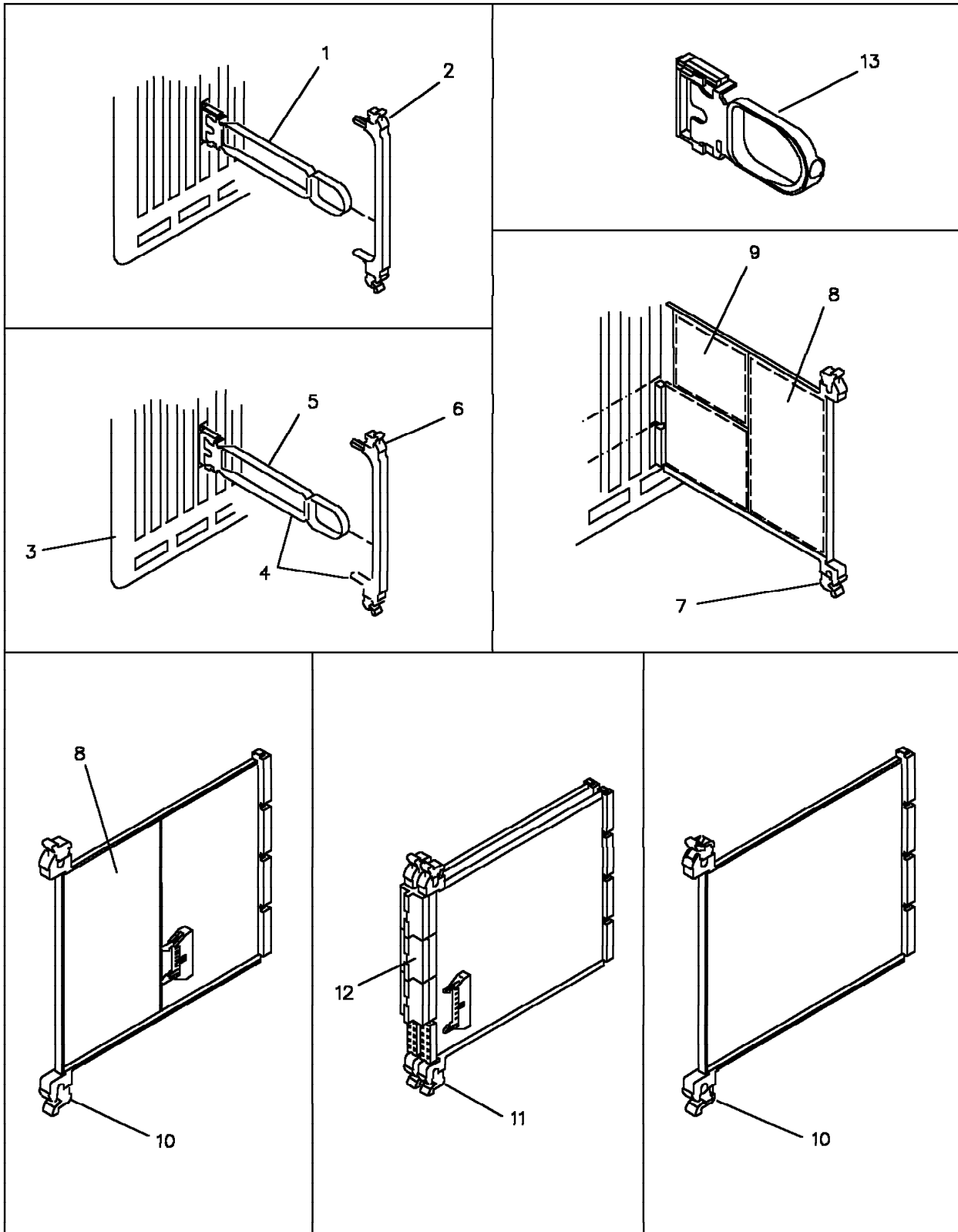
Asm- Index	Part Number	Units	Description
27-	NONE	REF	Frames 04, 05 and 06, Final ASM (Part 1 of 2)
-1	58X9294	2	• Bracket
-2	6398833	4	• Screw
-3	58X9266	1	• AC Distribution Assembly
-4	2665527	AR	• Screw,Thread Rolling, Hex Wshr- M4 X 10 LG
-6	65X8447	AR	• Blower Assembly
-7	2665528	AR	• Screw,Thread Rolling, Hex Wshr- M5 X 10 LG
-8	65X8437	AR	• LIC Unit Assembly, LIU2, For detailed breakdown, see "Assembly 20: LIC Units Assembly" on page 40.
-9	65X8424	2	• Shipping Bar
-9A	61F4511	2	• Screw,Hex Flange-M4 X 10 LG
-10	65X8413	1	• Cover MUX/Power
-11	NONE	REF	• SMUX A or B Assembly
-12	65X8467	1	• SMUX Cable
-13	65X8446	AR	• Dummy Cassette Assembly
-14	NONE	REF	• LIC5 or LIC6 Assembly
-15	03F4367	2	• Caster
-16	358848	2	• Nut
-17	6495910	2	• Caster
-18	6495909	2	• Axle
-19	1126842	4	• Clip
-20	65X8887	1	• Ground Plate Assembly
-21	2665528	3	• Screw,Thread Rolling, Hex Wshr- M5 X 10 LG
-22	65X8465	1	• Cable Assembly, AC Distribution to Fan Box
-23	65X8466	1	• Cable Assembly, AFD

Assembly 28: Frames 04, 05 and 06: Final Assembly (Part 2 of 2), Rear View



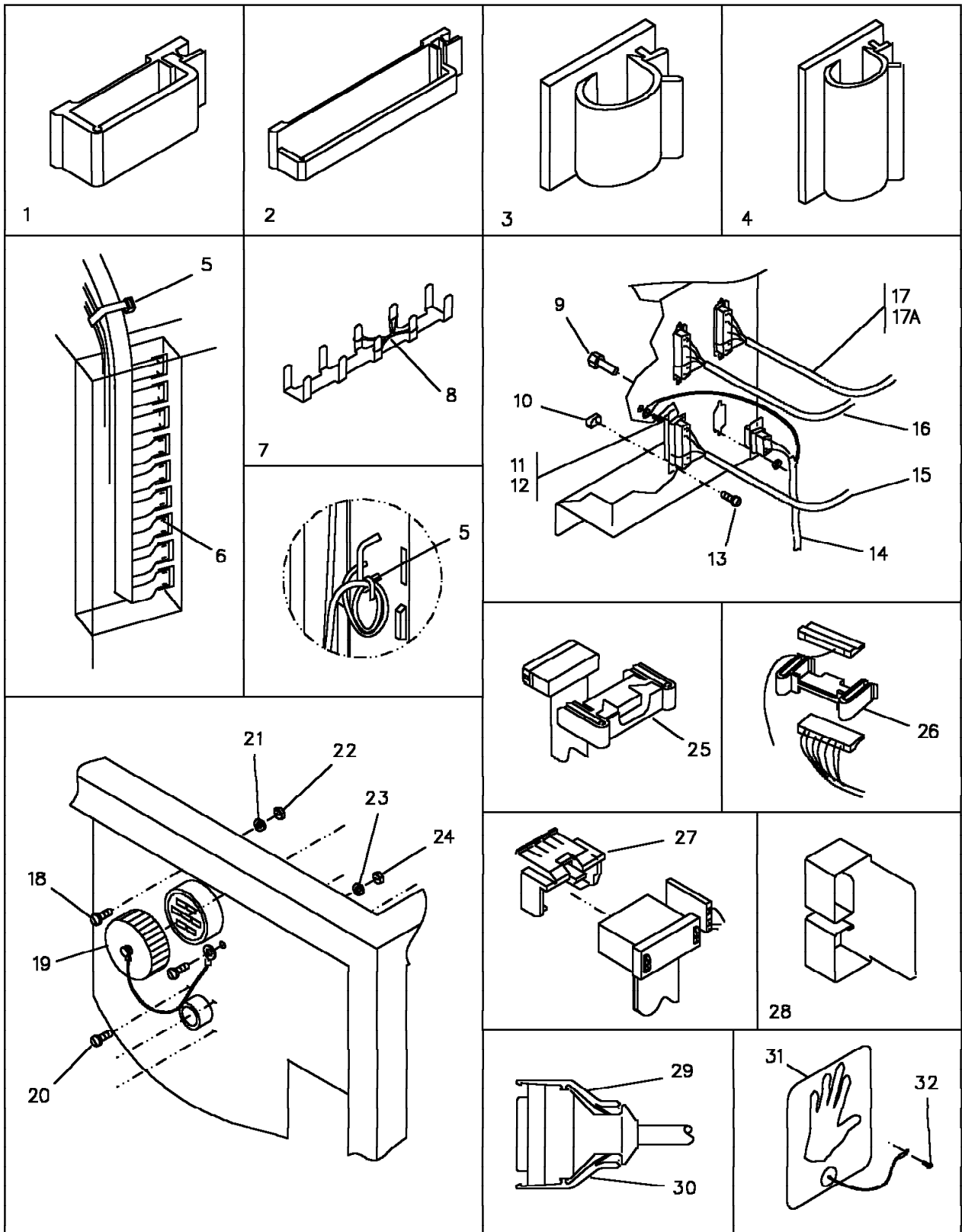
Asm- Index	Part Number	Units	Description
28-	NONE	REF	Frames 04, 05 and 06: Final Assembly (Part 2 of 2)
-1	NONE	2	• Power Bus Terminator
-2	61F4511	4	• Screw,Hex Flange-M4 X 10 LG
-3	65X8961	AR	• LIC Unit Assembly, LIU1, For detailed breakdown, see "Assembly 20: LIC Units Assembly" on page 40.
-4	2665528	4	• Screw,Thread Rolling, Hex Wshr- M5 X 10 LG
-5	NONE	2	• DMUX/LIC Cassette
-6	58X9263	1	• Guard
-7	61F4511	2	• Screw,Hex Flange-M4 X 10 LG
-7A	2665527	2	• Screw,Thread Rolling, Hex Wshr- M4 X 10 LG
-8	65X8447	AR	• Blower Assembly
-9	2665528	AR	• Screw,Thread Rolling, Hex Wshr- M5 X 10 LG
-10	6495724	1	• Ground Plate Assembly
-11	2665528	3	• Screw,Thread Rolling, Hex Wshr- M5 X 10 LG
-12	65X8885	1	• Ground Plate Assembly, Used only for end frame,
-13	2665527	3	• Screw,Thread Rolling, Hex Wshr- M4 X 10 LG
-14	65X8970	1	• Ground Plate Assembly, Used only for end frame.
-15	2665527	3	• Screw,Thread Rolling, Hex Wshr- M4 X 10 LG
-16	03F4475	1	• Ground Plate Assembly
-17	2665527	3	• Screw,Thread Rolling, Hex Wshr- M4 X 10 LG

Assembly 29: Card Hardware Mountings



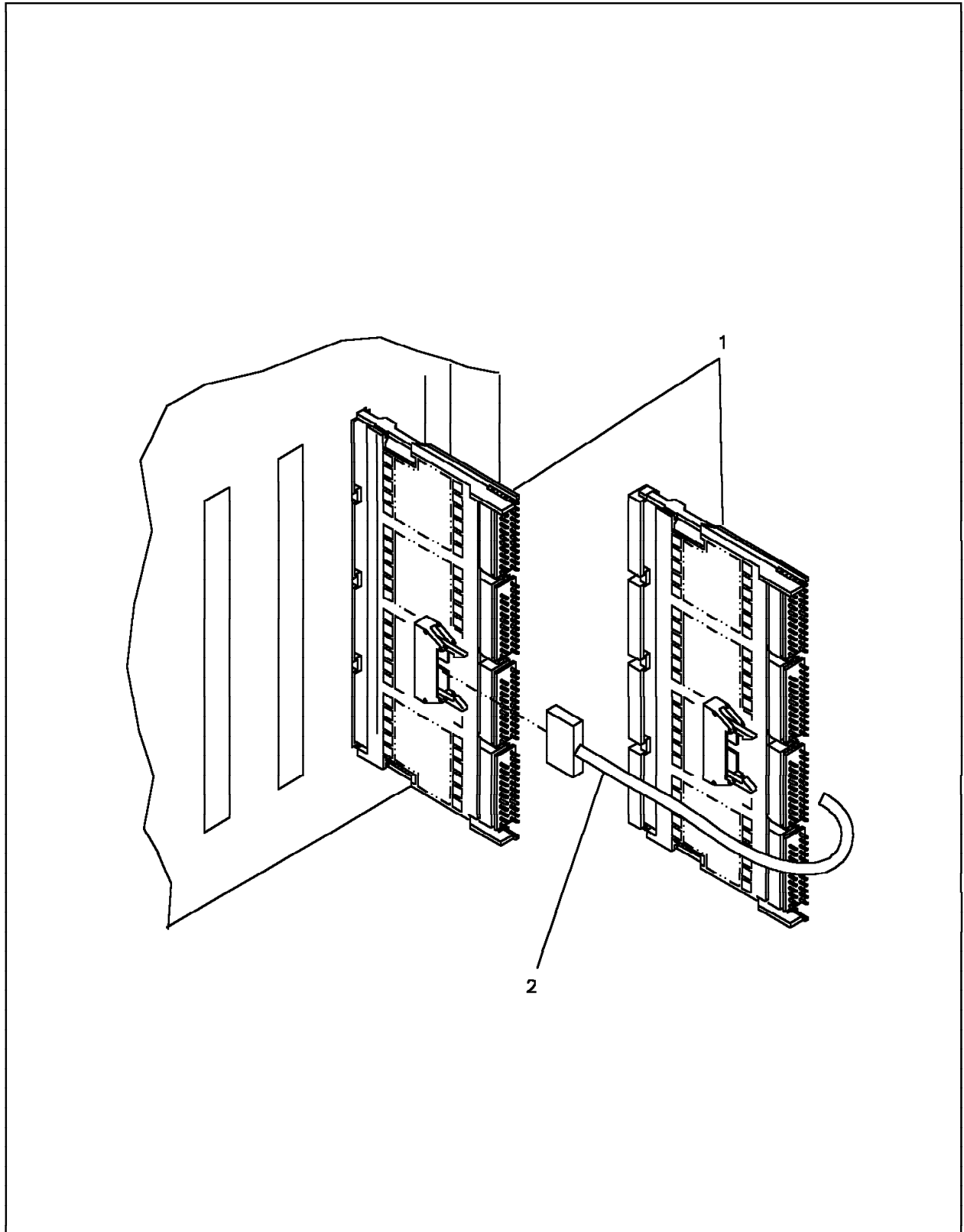
Asm- Index	Part Number	Units	Description
29-	NONE	REF	Card Hardware Mountings
-1	1953093	AR	• Extender
-2	1953110	AR	• Intermixt Bracket
-3	NONE	REF	• TSST Board
-4	11F5501	AR	• BPC2,Extender(Group of parts)
-5	11F5465	AR	• • Extender Assembly
-6	1953110	AR	• • Intermixt Bracket
-7	1953192	AR	• Card Holder
-8	398482	AR	• Spacer
-9	816983	AR	• Spacer
-10	1953172	AR	• Card Holder
-11	1953244	AR	• Card Holder
-12	8645777	AR	• Crossover
-13	1953188	AR	• Cable Retainer

Assembly 30: Miscellaneous Hardware Components



Asm-Index	Part Number	Units	Description
30-	NONE	REF	Miscellaneous Hardware Components
-1	1310209	AR	• Clamp
-2	2452852	AR	• Clamp
-3	5681719	AR	• Clamp
-4	2513270	AR	• Clamp
-5	6846576	AR	• Tie wrap
-6	61F4511	AR	• Screw,Hex Flange-M4 X 10 LG
-7	2590010	AR	• Raceway
-8	813519	AR	• Strap
-9	1754259	AR	• Screw Lock kit
-10	6124899	AR	• Latch
-11	2665527	AR	• Screw,Thread Rolling, Hex Wshr- M4 X 10 LG
-12	1622346	AR	• Lockwasher,Ext,M4
-13	1621170	AR	• Screw,Pan HD- M3 x 6 LG
-14	65X8894	1	• Cable Assembly, DC Distribution to PS6
-15	6496073	1	• Cable Assembly, Locale Console Used only with models 210, 310, 410, and 610
-16	03F4407	1	• Cable Assembly, RSF Console Used only with models 210, 310, 410, and 610
-17	03F4406	1	• Cable Assembly, Custom Console Used only with models 210, 310, 410, and 610
-17A	17G5563	1	• Cable Assembly, Custom Console Used only with models 21A, 31A, 41A, and 61A
-18	1621184	4	• Screw,Pan HD- M3.5 X 12 LG
-19	4780627	1	• Sealing Cap
-20	1621171	4	• Screw,Pan HD- M3 X 8 LG
-21	1622317	AR	• Lockwasher,Ext,M3.5
-22	1622402	4	• Nut,M3.5
-23	1622316	AR	• Lockwasher,Ext,M3
-24	1622401	4	• Nut,M3
-25	62X4516	AR	• Retainer
-26	05F0061	AR	• Retainer
-27	4138460	AR	• Retainer
-28	26F1775	AR	• Magnetic Clamp
-29	66X1095	AR	• Yellow Latch (LIC Cable Connector)
-30	66X1092	AR	• Black Latch (LIC Cable Connector)
-31	03F7761	1	• Panel ESD Discharge
-32	2665527	1	• Screw,Thread Rolling, Hex Wshr- M4 X 10 LG

Assembly 31: When 3746 Model 900 is Present



Asm- Index	Part Number	Units	Description
31-	NONE	REF	When 3746 Model 900 is Present
-1	43G3199	1	• Card Assembly
-2	45G3180	1	• Cable
			Used with TSSB
-2	45G3181	1	• Cable
			Used with TSST

Part Number Index

Part Number	Asm-Index	Page	Part Number	Asm-Index	Page	Part Number	Asm-Index	Page
NONE	1-	3	10170	continued		03F4407	30-16	61
	2-	5		13-22	27	03F4426	17-9	35
	3-	7		22-3	45	03F4427	17-12	35
	4-	9	28413	11-7	23	03F4428	10-14	21
	5-	11		11-11	23		12-8	25
	6-	13	56079	11-6	23	03F4434	5-4A	11
	7-	15		11-10	23	03F4437	5-4A	11
	7-10	15	79778	9-10	19	03F4440	5-4A	11
	7-14	15	81693	22-10	45	03F4446	5-4A	11
	7-18	15	166668	11-19	23	03F4475	28-16	57
	7-27	15	194355	22-6	45	03F4476	4-6	9
	7-27A	15	301437	11-19	23		23-6	47
	7-29	15	310437	13-31	27	03F4477	24-22	49
	8-	17	312575	2-5	5		26-14	53
	9-2	19	316807	22-8	45	03F4480	9-16	19
	9-11	19	317131	13-6	27	03F7701	1-15	3
	10-	21	317485	13-26	27	03F7702	1-15	3
	11-	23	322266	13-5	27	03F7703	1-16	3
	12-	25	337193	13-19	27	03F7704	1-17	3
	14-2	29	338359	13-25	27	03F7705	1-18	3
	15-2	31	350966	13-32	27	03F7706	1-19	3
	15-7	31	357995	22-7	45	03F7708	5-9	11
	16-	33	358848	4-21	9		9-18	19
	17-	35		25-15	51	03F7761	30-31	61
	17-1	35		26-26	53	03F7762	10-19	21
	17-5	35		27-16	55	03F7766	4-16	9
	17-6	35	398482	29-8	59	03F7767	4-18	9
	18-	37	418835	22-7	45	03F7768	16-8	33
	19-	39	438896	13-12	27	03F7777	3-25	7
	20-	41	532398	11-15	23	03F7782	1-13	3
	21-1	43	639328	13-11	27	03F7783	1-14	3
	23-	47	813519	30-8	61	03F7786	3-19A	7
	24-	49	816983	29-9	59	05F0061	30-26	61
	24-1	49	826102	10-6	21	05F2611	7-1	15
	25-	51	868139	21-7	43	05G2611	21-	43
	26-	53	03F4320	20-21	41	11F5465	29-5	59
	26-1	53	03F4321	21-6	43	11F5475	14-13	29
	27-	55	03F4352	16-5	33		15-16	31
	27-11	55	03F4367	4-20	9	11F5498	16-9	33
	27-14	55		25-14	51	11F5501	29-4	59
	28-	57		27-15	55	11F5506	16-4	33
	28-1	57	03F4388	17-7	35	11F5507	3-11	7
	28-5	57	03F4389	17-8	35		4-11A	9
	29-	59	03F4390	3-19	7		5-12A	11
	29-3	59		24-29	49		7-5A	15
	30-	61	03F4394	17-10	35	11F5508	23-10A	47
	31-	63	03F4395	17-11	35		26-18A	53
10170	6-11	13	03F4406	30-17	61	11F6750	7-23	15

Part Number	Asm-Index	Page	Part Number	Asm-Index	Page	Part Number	Asm-Index	Page
11F6750	continued		1622346	continued		2665527	continued	
	24-4	49		30-12	61		3-18	7
1126842	25-18	51	1622347	11-4	23		3-22	7
	26-24	53		12-5	25		3-24	7
	27-19	55	1622348	19-5	39		4-4	9
1310209	30-1	61	1622401	13-18	27		4-9	9
1621060	10-5	21		30-24	61		4-12	9
1621156	14-3	29	1622402	30-22	61		4-14	9
	15-3	31	1622419	19-4	39		4-17	9
1621170	5-7	11	1643894	1-12	3		4-19	9
	9-3	19	17G5562	3-15A	7		4-23	9
	9-12	19	17G5563	30-17A	61		4-25	9
	30-13	61	1727465	7-25	15		5-3A	11
1621171	12-7	25		24-4B	49		6-16	13
	13-15	27	1754259	30-9	61		7-4	15
	30-20	61	1859339	10-6	21		9-17	19
1621172	9-5	19	1953093	29-1	59		16-3	33
	13-33	27	1953110	29-2	59		17-4	35
1621181	9-9	19		29-6	59		20-5	41
	13-4	27	1953172	29-10	59		23-4	47
	15-13	31	1953188	29-13	59		23-9	47
1621184	30-18	61	1953192	29-7	59		23-11	47
1621188	15-6	31	1953244	29-11	59		23-13	47
1621190	12-19	25	1953318	14-5	29		23-17	47
	13-10	27		14-7	29		23-19	47
1621197	9-14	19		14-9	29		24-5	49
	14-2D	29		15-5	31		24-19	49
	14-14	29	2100310	11-8	23		24-21	49
	15-2D	31	2102366	12-18	25		24-24	49
	15-14	31	2111680	11-17	23		24-28	49
1621199	12-15	25	2396633	10-2	21		24-32	49
1621286	13-24	27	2452852	30-2	61		25-13	51
1621309	20-19	41	2502115	22-9	45		26-9	53
1621513	21-3	43	2513270	30-4	61		26-16	53
1622316	13-16	27	2568941	14-6	29		26-17	53
	30-23	61	2590010	30-7	61		26-21	53
1622317	30-21	61	26F0241	1-20	3		27-4	55
1622346	2-7A	5	26F1733	8-5	17		28-7A	57
	4-8	9		8-7	17		28-13	57
	5-3B	11	26F1749	20-16	41		28-15	57
	7-31	15	26F1750	20-17	41		28-17	57
	9-15	19	26F1775	30-28	61		30-11	61
	10-15	21	2665522	20-15	41		30-32	61
	11-13	23	2665525	2-2	5	2665528	1-4	3
	12-9	25		7-2	15		3-2	7
	12-14	25	2665527	2-7	5		5-11	11
	13-17	27		3-5	7		5-13	11
	20-20	41		3-7	7		6-2	13
	23-8	47		3-12	7		6-7	13
	24-18	49		3-14	7		7-6	15
	26-10	53		3-16	7		8-2	17

Part Number	Asm-Index	Page	Part Number	Asm-Index	Page	Part Number	Asm-Index	Page
2665528	continued		4521305	9-6	19	58X9339	1-11	3
	8-4	17	4521307	9-7	19	58X9340	1-10	3
	8-6	17	4521357	9-4	19	58X9369	6-13	13
	11-5	23	4780627	13-34	27	58X9375	7-37	15
	11-12	23		30-19	61	58X9376	6-3	13
	20-7	41	4796840	9-8	19		25-4	51
	20-23	41	4802949	2-6	5	58X9377	6-8	13
	24-11	49		4-7	9		24-12	49
	24-26	49		9-13	19		25-9	51
	24-30	49		23-7	47		26-5	53
	25-3	51		24-17	49	5888662	26-25	53
	25-8	51		26-8	53	61F4463	5-1	11
	26-4	53	5213643	13-2	27		5-1A	11
	26-13	53	5213699	13-1	27	61F4485	18-11	37
	27-7	55	5252776	13-20	27	61F4486	18-13	37
	27-21	55	5351162	10-4	21	61F4494	19-2	39
	28-4	57	5518550	13-21	27		19-3	39
	28-9	57		22-2	45	61F4495	5-4	11
	28-11	57	5556740	14-15	29	61F4511	3-6A	7
2665747	14-2C	29	5681719	30-3	61		3-9	7
	15-2C	31	5740117	10-1	21		3-18A	7
2666959	10-9	21		11-18	23		3-28	7
2682949	13-23	27	58X9250	2-4	5		4-4A	9
34F1286	8-3	17	58X9251	1-6	3		4-26	9
34F1287	8-1	17	58X9252	1-7	3		6-4	13
34F1289	18-9	37	58X9263	7-11	15		7-12	15
	18-17	37		28-6	57		10-3	21
34F1290	19-8	39	58X9265	26-12	53		11-14	23
34F1295	18-10	37	58X9266	27-3	55		11-16	23
34F1360	18-2	37	58X9269	7-34	15		11-20	23
34F1361	18-15	37	58X9273	19-1	39		12-10	25
34F1362	18-7	37	58X9277	3-8	7		12-11	25
34F1363	18-5	37	58X9278	10-16	21		12-16	25
34F1366	18-4	37		22-	45		14-11	29
34F1391	8-1	17	58X9279	10-16	21		15-9	31
	18-	37		22-	45		15-10	31
	19-	39	58X9285	11-15	23		18-3	37
34F1392	8-1	17	58X9292	15-	31		18-6	37
	18-	37		26-3	53		18-8	37
	19-	39	58X9293	15-	31		18-12	37
4120571	13-7	27		24-10	49		18-14	37
4120573	13-3	27	58X9294	27-1	55		18-16	37
4138460	30-27	61	58X9295	5-1B	11		23-2	47
4233703	14-16	29		19-6	39		24-2	49
	15-17	31	58X9296	4-15	9		24-6	49
43G3154	9-8A	19		19-7	39		24-7	49
43G3199	31-1	63		23-15	47		24-8	49
4422281	5-9	11		24-16	49		24-13	49
	9-18	19		26-11	53		25-5	51
45G3180	31-2	63	58X9310	5-8	11		25-10	51
45G3181	31-2	63	58X9314	25-2	51		26-2	53

Part Number	Asm-Index	Page	Part Number	Asm-Index	Page	Part Number	Asm-Index	Page
61F4511	continued		6495694	continued		6495844	11-3	23
	26-6	53		24-4A	49	6495845	11-3	23
	26-28	53	6495695	14-1	29	6495846	11-3	23
	26-29	53	6495696	14-10	29	6495849	3-3	7
	27-9A	55	6495724	28-10	57		3-4	7
	28-2	57	6495730	15-8	31		17-2	35
	28-7	57	6495733	14-2B	29		17-3	35
	30-6	61		15-2B	31	6495851	13-27	27
61F4513	5-2	11	6495736	3-1	7	6495852	13-13	27
	6-2A	13		16-1	33	6495853	13-28	27
	10-8	21	6495737	5-1C	11	6495854	12-3	25
	25-3A	51		16-2	33	6495855	12-3	25
6103789	7-28	15	6495738	16-6	33	6495875	13-30	27
	7-28A	15	6495739	16-7	33	6495884	10-7	21
6124899	30-10	61	6495746	21-2	43	6495898	10-7	21
6163094	22-5	45	6495753	1-8	3	6495902	13-8	27
62X4516	30-25	61	6495754	1-9	3	6495903	13-29	27
6373597	6-10	13	6495760	1-5	3	6495904	4-10	9
6398833	3-20	7	6495763	1-1	3		23-14	47
	27-2	55	6495768	12-4	25		24-15	49
6406240	2-3	5	6495769	12-6	25		26-19	53
6406241	1-3	3	6495770	22-1	45	6495909	25-17	51
6495658	6-1	13	6495774	11-9	23		26-23	53
	14-	29		12-1	25		27-18	55
6495659	7-26	15	6495775	10-11	21	6495910	25-16	51
	16-	33		12-2	25		26-22	53
	17-	35	6495776	10-12	21		27-17	55
6495661	14-4	29		12-13	25	6495911	7-35	15
6495663	7-1	15	6495777	22-4	45	6495912	23-20	47
	21-	43	6495778	10-13	21	6495913	24-33	49
6495666	7-5	15	6495779	13-14	27	6495914	26-27	53
	7-7	15	6495780	10-18	21	6495926	7-26	15
6495668	5-12	11	6495781	10-16	21		16-	33
6495670	6-5	13		22-	45		17-	35
	25-6	51	6495782	10-17	21	6495942	15-4	31
6495672	6-9	13		13-	27	6495943	15-1	31
	24-14	49	6495787	7-30	15	6495944	14-2A	29
	25-11	51	6495798	9-1	19		15-2A	31
	26-7	53	6495799	5-5	11	6495947	20-4	41
6495674	20-6	41	6495805	4-11	9	6495948	14-2E	29
6495676	12-12	25		23-10	47		15-2E	31
6495678	5-3	11		24-31	49	6495965	10-10	21
	9-	19		26-18	53	6495966	7-3	15
6495688	5-10	11	6495807	4-13	9	6495967	7-36	15
	10-	21		23-12	47	6495968	22-4	45
	11-	23	6495809	3-10	7	6495975	24-25	49
	12-	25	6495813	20-3	41	6495982	15-4	31
6495689	15-	31	6495821	7-23	15	6495984	20-2	41
	25-7	51		24-4	49	6495989	6-6	13
6495693	14-8	29	6495840	4-5	9		15-	31
6495694	7-24	15		23-5	47	6495990	6-6	13

Part Number	Asm-Index	Page	Part Number	Asm-Index	Page	Part Number	Asm-Index	Page
6495990	continued		65X8424	continued		65X8879	2-16	5
	15-	31		27-9	55	65X8882	4-22	9
6495991	14-	29	65X8437	7-13	15	65X8883	3-21	7
	25-1	51		20-10	41	65X8884	4-24	9
6495997	2-9	5		27-8	55	65X8885	3-23	7
6495999	2-11	5	65X8438	20-11	41		23-18	47
6496001	2-8	5	65X8439	20-14	41		28-12	57
6496002	2-10	5	65X8446	7-17	15	65X8886	23-16	47
6496004	2-13	5		27-13	55	65X8887	27-20	55
6496006	2-1	5	65X8447	3-13	7	65X8889	3-17	7
6496007	1-2	3		27-6	55	65X8890	24-27	49
6496009	2-12	5		28-8	57	65X8894	30-14	61
6496020	5-14	11	65X8455	20-13	41	65X8930	5-4A	11
6496040	21-5	43	65X8465	3-27	7	65X8961	7-8	15
6496041	7-33	15		27-22	55		20-1	41
6496042	7-32	15	65X8466	3-26	7		28-3	57
6496043	5-15	11		27-23	55	65X8970	28-14	57
6496044	21-4	43	65X8467	7-16	15	65X8980	11-2	23
6496055	6-12	13		27-12	55	65X8981	11-1	23
6496056	6-14	13	65X8655	11-9	23	65X8982	11-1	23
6496059	11-3	23	65X8656	10-11	21	65X8989	11-2	23
6496071	9-20	19	65X8657	10-12	21	65X8996	12-17	25
6496073	30-15	61	65X8658	10-13	21	66X1092	30-30	61
6496092	4-3	9	65X8665	3-15	7	66X1095	30-29	61
	23-3	47	65X8675	5-4	11	66X2603	5-6	11
	24-23	49	65X8677	5-4	11	6846576	9-19	19
	26-20	53	65X8679	5-4	11		30-5	61
6496094	25-12	51	65X8681	5-4	11	71F9545	1-15	3
6496095	3-6	7	65X8685	5-4	11	71F9546	1-15	3
	24-20	49	65X8688	5-10	11	71F9568	18-1	37
	26-15	53		10-	21	72F0024	6-15	13
6496096	7-22	15		11-	23	76F8675	19-9	39
	24-3	49		12-	25	80X2990	3-29	7
6496105	5-10	11	65X8689	5-10	11	80X3015	3-30	7
	10-	21		10-	21	8492368	9-6A	19
	11-	23		11-	23	8645777	29-12	59
	12-	25		12-	25			
6496106	5-10	11	65X8690	5-10	11			
	10-	21		10-	21			
	11-	23		11-	23			
	12-	25		12-	25			
6496107	5-10	11	65X8867	15-12	31			
	10-	21	65X8868	15-11	31			
	11-	23	65X8875	14-12	29			
	12-	25		15-15	31			
65X8400	20-22	41	65X8876	14-13	29			
65X8402	20-12	41		14-13	29			
65X8413	7-20	15		15-16	31			
	27-10	55		15-16	31			
65X8421	20-18	41	65X8877	2-14	5			
65X8424	7-21	15	65X8878	2-15	5			

Readers' Comments — We'd Like to Hear from You

**IBM 3745 Communication Controller
Models 210 to 61A
Parts Catalog**

Publication No. S135-2010-05

Please send us your comments concerning this book. We will greatly appreciate them and will consider them for later releases of the present book.

If you prefer sending comments by FAX or electronically, use:

- FAX: 33 4 93 24 77 97
- E-mail: FRIBMQF5 at IBMMAIL
- IBM Internal Use: LGERCF at LGEPROFS
- Internet: rcf_lagaude@vnet.ibm.com

In advance, thank you.

Your comments:

Name

Address

Company or Organization

Phone No.



Fold and Tape

Please do not staple

Fold and Tape

PLACE
POSTAGE
STAMP
HERE

IBM France
Centre d'Etudes et Recherches
Service 0798 - BP 79
06610 La Gaude
France

Fold and Tape

Please do not staple

Fold and Tape



Part Number: 26F1655

Printed in Denmark by IBM Danmark A/S

